

FUND FACTS

Versatile Asset® II

Co-operators Income Portfolio



Investments. Insurance. Advice.

Co-operators Life Insurance Company | December 31, 2022

Quick Facts

Date fund created:	October 1, 2003
Total value on December 31, 2022:	\$123,568,000
Net Asset Value Per Unit:	\$150.72
Number of Units Outstanding:	1,088,235
Management Expense Ratio (MER):	2.79%
Portfolio Turnover Rate at December 31, 2022:	63.07%
Minimum Investment:	\$25
Portfolio Manager:	Co-operators Life Insurance Company

What does the Fund invest in?

This fund invests in Canadian government and corporate bonds and equities of medium to large sized Canadian and foreign companies.

Top 10 Holdings

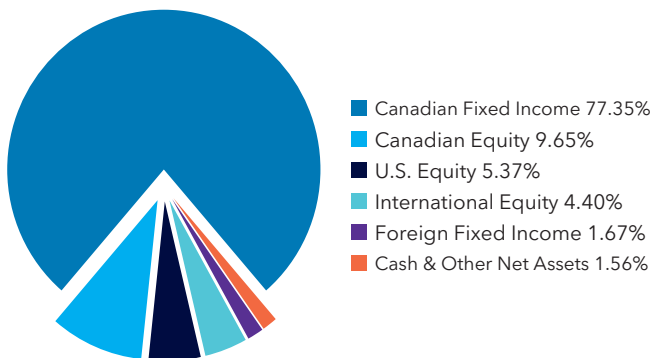
Co-operators Canadian Fixed Income Fund	29.96%
Co-operators BlackRock Canada Universe Bond Index Fund	29.96%
Co-operators Fidelity Canadian Bond Fund	19.99%
Co-operators Canadian Equity Fund	5.03%
Co-operators Mawer Canadian Equity Fund	5.02%
Co-operators Mawer International Equity Fund	4.98%
Co-operators U.S. Equity Fund	2.53%
Co-operators BlackRock U.S. Equity Index Fund	2.53%

The top 10 investments make up 100.00% of the fund.

Total number of investments: 8

Investment Segmentation

At December 31, 2022



How has the Fund performed?

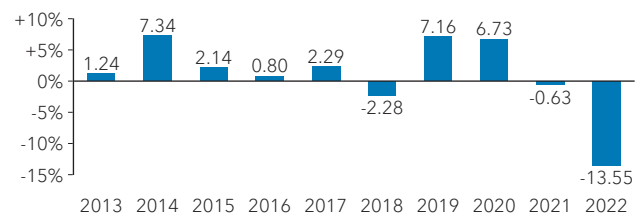
This section tells you how the fund has performed over the past 10 year(s). Returns are after the MER has been deducted. It is important to note that this does not tell you how the fund will perform in the future.

Average Return

A person who invested \$1,000 in the fund 10 year(s) ago now has \$1,098.84. This works out to an average of 0.95% per year.

Year-by-year Returns

This chart shows how the fund has performed in each of the past 10 year(s). In the last 10 year(s) the fund was up in value 7 year(s) and down in value 3 year(s) of the 10.



How risky is it?

The value of your investments can go down. Please see the Information Folder for further details.



Are there any guarantees?

This segregated fund is being offered under an insurance contract. It comes with guarantees that may protect a policyholder's investment if the markets go down. The Management Expense Ratio (MER) includes the insurance cost for the guarantee. For details please refer to the Information Folder and Policy.

FUND FACTS

Versatile Asset® II

Co-operators Income Portfolio



Investments. Insurance. Advice.

Co-operators Life Insurance Company | December 31, 2022

Who is this Fund for?

For investors seeking a diversified portfolio with a strong weighting towards income-producing Canadian bonds. Investors should be comfortable with small ups and downs of the market.

How much does it cost?

The following shows the fees and expenses you could pay to buy, own and sell units of the fund.

1. Surrender Charges

Surrender Charge Option	What you pay	How it works
Back-end load	If you sell all of your funds in:	The deferred sales charge is a set rate. It is deducted from the amount that you sell.
	Less than 2 years	5% When you make a deposit, Co-operators pays your financial advisor a commission of 3%.
	2, but less than 3	4% If you have an RRSP or non-registered account you can withdraw 10% of the value of the units of your segregated funds at December 31 without paying a deferred sales charge.
	3, but less than 4	3%
	4, but less than 5	2% You can switch to units of other funds under the policy without paying a deferred sales charge.
	5, but less than 6	1%
	After 6 years	0%
No-load		There are no deferred sales charges.

2. Ongoing Fund Expense

The Management Expense Ratio (MER) includes the management fee and operating expenses of the fund. The MER includes the insurance cost for the guarantee. You do not pay these expenses directly. They affect you because they reduce the return you get on your investment. For details about how the guarantee works, see your Policy and Information Folder. For details on the MER, please see the Information Folder.

Surrender Charge Option	MER (annual rate as a % of the fund value)
Back-end load	2.79%

Trailing Commission

Co-operators Life Insurance Company pays your financial advisor a trailing commission for as long as you own segregated funds. It is for the services and advice your financial advisor provides you. The annual trailing commission of 0.40% is paid from the management fee and is based on the value of your fund assets.

3. Other Fees

You may pay other fees when you sell or transfer units of the fund.

Withdrawal service fee	\$25 after the first withdrawal each calendar year
Interfund transfer fee	\$20 after the fourth interfund transfer each calendar year

What if I change my mind?

You can change your mind within two business days of the earlier of the date you received confirmation or five business days after it is mailed. You have to tell us in writing (email, fax, or letter) that you want to cancel. The amount returned will be the lesser of the amount you invested or the value of the fund if it has gone down. The amount returned only applies to the specific transaction.

You can also change your mind about subsequent transactions you make under the policy within two business days from the date you received confirmation. In this case, the right to cancel only applies to the new transaction.

For more information

The summary may not contain all the information you need. Please read the Policy and Information Folder.

Co-operators Life Insurance Company
1900 Albert Street Regina, SK S4P 4K8

Phone: 1-800-454-8061

Email: phs_wealth_mgmt@cooperators.ca

FUND FACTS

Versatile Asset® II

Co-operators Balanced Income Portfolio

Co-operators Life Insurance Company | December 31, 2022



Investments. Insurance. Advice.

Quick Facts

Date fund created:	October 1, 2003
Total value on December 31, 2022:	\$188,444,000
Net Asset Value Per Unit:	\$182.99
Number of Units Outstanding:	1,426,387
Management Expense Ratio (MER):	2.85%
Portfolio Turnover Rate at December 31, 2022:	55.15%
Minimum Investment:	\$25
Portfolio Manager:	Co-operators Life Insurance Company

What does the Fund invest in?

This fund invests in Canadian government and corporate bonds and debentures and equities of medium to large sized Canadian and foreign companies.

Top 10 Holdings

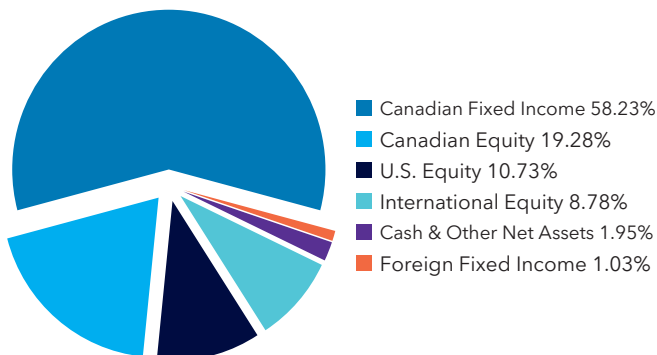
Co-operators Canadian Fixed Income Fund	24.94%
Co-operators BlackRock Canada Universe Bond Index Fund	24.94%
Co-operators Canadian Equity Fund	10.04%
Co-operators Mawer Canadian Equity Fund	10.03%
Co-operators Fidelity Canadian Bond Fund	9.99%
Co-operators Mawer International Equity Fund	9.95%
Co-operators U.S. Equity Fund	5.06%
Co-operators BlackRock U.S. Equity Index Fund	5.05%

The top 10 investments make up 100.00% of the fund.

Total number of investments: 8

Investment Segmentation

At December 31, 2022



How has the Fund performed?

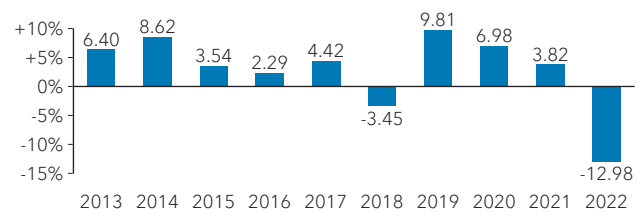
This section tells you how the fund has performed over the past 10 year(s). Returns are after the MER has been deducted. It is important to note that this does not tell you how the fund will perform in the future.

Average Return

A person who invested \$1,000 in the fund 10 year(s) ago now has \$1,309.55. This works out to an average of 2.73% per year.

Year-by-year Returns

This chart shows how the fund has performed in each of the past 10 year(s). In the last 10 year(s) the fund was up in value 8 year(s) and down in value 2 year(s) of the 10.



How risky is it?

The value of your investments can go down. Please see the Information Folder for further details.



Are there any guarantees?

This segregated fund is being offered under an insurance contract. It comes with guarantees that may protect a policyholder's investment if the markets go down. The Management Expense Ratio (MER) includes the insurance cost for the guarantee. For details please refer to the Information Folder and Policy.

FUND FACTS

Versatile Asset® II

Co-operators Balanced Income Portfolio

Co-operators Life Insurance Company | December 31, 2022



Investments. Insurance. Advice.

Who is this Fund for?

For investors seeking a diversified portfolio with a slight weighting towards income-producing Canadian bonds. Investors should be comfortable with some ups and downs of the market.

How much does it cost?

The following shows the fees and expenses you could pay to buy, own and sell units of the fund.

1. Surrender Charges

Surrender Charge Option	What you pay	How it works
Back-end load	If you sell all of your funds in:	The deferred sales charge is a set rate. It is deducted from the amount that you sell.
	Less than 2 years	5% When you make a deposit, Co-operators pays your financial advisor a commission of 3%.
	2, but less than 3	4% If you have an RRSP or non-registered account you can withdraw 10% of the value of the units of your segregated funds at December 31 without paying a deferred sales charge.
	3, but less than 4	3%
	4, but less than 5	2% You can switch to units of other funds under the policy without paying a deferred sales charge.
	5, but less than 6	1%
	After 6 years	0%
No-load		There are no deferred sales charges.

2. Ongoing Fund Expense

The Management Expense Ratio (MER) includes the management fee and operating expenses of the fund. The MER includes the insurance cost for the guarantee. You do not pay these expenses directly. They affect you because they reduce the return you get on your investment. For details about how the guarantee works, see your Policy and Information Folder. For details on the MER, please see the Information Folder.

Surrender Charge Option	MER (annual rate as a % of the fund value)
Back-end load	2.85%

Trailing Commission

Co-operators Life Insurance Company pays your financial advisor a trailing commission for as long as you own segregated funds. It is for the services and advice your financial advisor provides you. The annual trailing commission of 0.40% is paid from the management fee and is based on the value of your fund assets.

3. Other Fees

You may pay other fees when you sell or transfer units of the fund.

Withdrawal service fee	\$25 after the first withdrawal each calendar year
Interfund transfer fee	\$20 after the fourth interfund transfer each calendar year

What if I change my mind?

You can change your mind within two business days of the earlier of the date you received confirmation or five business days after it is mailed. You have to tell us in writing (email, fax, or letter) that you want to cancel. The amount returned will be the lesser of the amount you invested or the value of the fund if it has gone down. The amount returned only applies to the specific transaction.

You can also change your mind about subsequent transactions you make under the policy within two business days from the date you received confirmation. In this case, the right to cancel only applies to the new transaction.

For more information

The summary may not contain all the information you need. Please read the Policy and Information Folder.

Co-operators Life Insurance Company
1900 Albert Street Regina, SK S4P 4K8

Phone: 1-800-454-8061

Email: phs_wealth_mgmt@cooperators.ca

FUND FACTS

Versatile Asset® II

Co-operators Balanced Growth Portfolio

Co-operators Life Insurance Company | December 31, 2022



Investments. Insurance. Advice.

Quick Facts

Date fund created:	October 1, 2003
Total value on December 31, 2022:	\$315,598,000
Net Asset Value Per Unit:	\$212.45
Number of Units Outstanding:	2,127,153
Management Expense Ratio (MER):	2.96%
Portfolio Turnover Rate at December 31, 2022:	48.60%
Minimum Investment:	\$25
Portfolio Manager:	Co-operators Life Insurance Company

What does the Fund invest in?

This fund invests in Canadian government and corporate bonds and debentures and equities of medium to large sized Canadian and foreign companies.

Top 10 Holdings

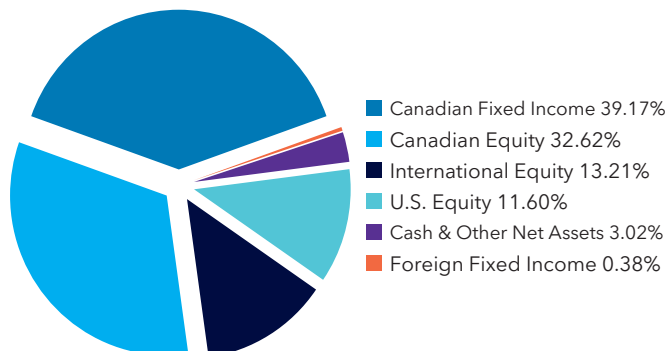
Co-operators Canadian Fixed Income Fund	19.94%
Co-operators BlackRock Canada Universe Bond Index Fund	19.93%
Co-operators Canadian Equity Fund	15.05%
Co-operators Mawer International Equity Fund	14.91%
Co-operators Fidelity True North® Fund	10.04%
Co-operators Mawer Canadian Equity Fund	10.03%
Co-operators U.S. Equity Fund	5.05%
Co-operators BlackRock U.S. Equity Index Fund	5.05%

The top 10 investments make up 100.00% of the fund.

Total number of investments: 8

Investment Segmentation

At December 31, 2022



How has the Fund performed?

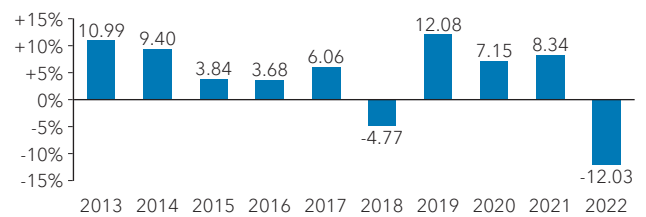
This section tells you how the fund has performed over the past 10 year(s). Returns are after the MER has been deducted. It is important to note that this does not tell you how the fund will perform in the future.

Average Return

A person who invested \$1,000 in the fund 10 year(s) ago now has \$1,511.33. This works out to an average of 4.22% per year.

Year-by-year Returns

This chart shows how the fund has performed in each of the past 10 year(s). In the last 10 year(s) the fund was up in value 8 year(s) and down in value 2 year(s) of the 10.



How risky is it?

The value of your investments can go down. Please see the Information Folder for further details.



Are there any guarantees?

This segregated fund is being offered under an insurance contract. It comes with guarantees that may protect a policyholder's investment if the markets go down. The Management Expense Ratio (MER) includes the insurance cost for the guarantee. For details please refer to the Information Folder and Policy.

FUND FACTS

Versatile Asset® II

Co-operators Balanced Growth Portfolio

Co-operators Life Insurance Company | December 31, 2022



Investments. Insurance. Advice.

Who is this Fund for?

For investors seeking a diversified portfolio with a slight weighting towards Canadian and foreign equities. Investors should be comfortable with some ups and downs of the market.

How much does it cost?

The following shows the fees and expenses you could pay to buy, own and sell units of the fund.

1. Surrender Charges

Surrender Charge Option	What you pay	How it works
Back-end load	If you sell all of your funds in:	The deferred sales charge is a set rate. It is deducted from the amount that you sell.
	Less than 2 years	5% When you make a deposit, Co-operators pays your financial advisor a commission of 3%.
	2, but less than 3	4% If you have an RRSP or non-registered account you can withdraw 10% of the value of the units of your segregated funds at December 31 without paying a deferred sales charge.
	3, but less than 4	3%
	4, but less than 5	2% You can switch to units of other funds under the policy without paying a deferred sales charge.
	5, but less than 6	1%
	After 6 years	0%
No-load		There are no deferred sales charges.

2. Ongoing Fund Expense

The Management Expense Ratio (MER) includes the management fee and operating expenses of the fund. The MER includes the insurance cost for the guarantee. You do not pay these expenses directly. They affect you because they reduce the return you get on your investment. For details about how the guarantee works, see your Policy and Information Folder. For details on the MER, please see the Information Folder.

Surrender Charge Option	MER (annual rate as a % of the fund value)
Back-end load	2.96%

Trailing Commission

Co-operators Life Insurance Company pays your financial advisor a trailing commission for as long as you own segregated funds. It is for the services and advice your financial advisor provides you. The annual trailing commission of 0.40% is paid from the management fee and is based on the value of your fund assets.

3. Other Fees

You may pay other fees when you sell or transfer units of the fund.

Withdrawal service fee	\$25 after the first withdrawal each calendar year
Interfund transfer fee	\$20 after the fourth interfund transfer each calendar year

What if I change my mind?

You can change your mind within two business days of the earlier of the date you received confirmation or five business days after it is mailed. You have to tell us in writing (email, fax, or letter) that you want to cancel. The amount returned will be the lesser of the amount you invested or the value of the fund if it has gone down. The amount returned only applies to the specific transaction.

You can also change your mind about subsequent transactions you make under the policy within two business days from the date you received confirmation. In this case, the right to cancel only applies to the new transaction.

For more information

The summary may not contain all the information you need. Please read the Policy and Information Folder.

Co-operators Life Insurance Company
1900 Albert Street Regina, SK S4P 4K8

Phone: 1-800-454-8061

Email: phs_wealth_mgmt@cooperators.ca

FUND FACTS
Versatile Asset® II
Co-operators Growth Portfolio



Investments. Insurance. Advice.

Co-operators Life Insurance Company | December 31, 2022

Quick Facts

Date fund created:	October 1, 2003
Total value on December 31, 2022:	\$183,333,000
Net Asset Value Per Unit:	\$245.44
Number of Units Outstanding:	1,066,770
Management Expense Ratio (MER):	3.07%
Portfolio Turnover Rate at December 31, 2022:	37.77%
Minimum Investment:	\$25
Portfolio Manager:	Co-operators Life Insurance Company

What does the Fund invest in?

This fund invests in Canadian government and corporate bonds and debentures and equities of medium to large sized companies anywhere in the world.

Top 10 Holdings

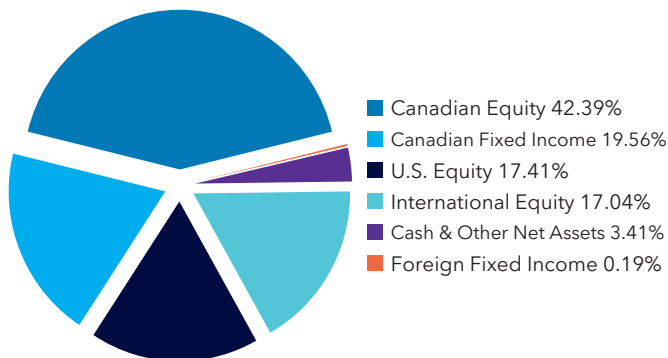
Co-operators Canadian Equity Fund	20.04%
Co-operators Mawer Canadian Equity Fund	15.02%
Co-operators Mawer International Equity Fund	14.89%
Co-operators Fidelity True North® Fund	10.03%
Co-operators Fidelity Global Fund	10.03%
Co-operators Canadian Fixed Income Fund	9.95%
Co-operators BlackRock Canada Universe Bond Index Fund	9.95%
Co-operators U.S. Equity Fund	5.05%
Co-operators BlackRock U.S. Equity Index Fund	5.04%

The top 10 investments make up 100.00% of the fund.

Total number of investments: 9

Investment Segmentation

At December 31, 2022



How has the Fund performed?

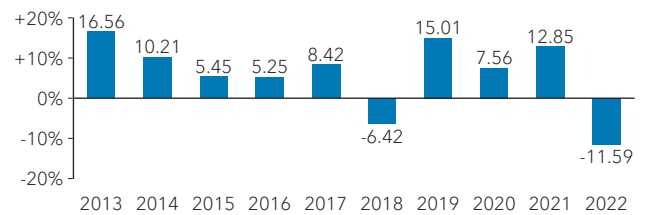
This section tells you how the fund has performed over the past 10 year(s). Returns are after the MER has been deducted. It is important to note that this does not tell you how the fund will perform in the future.

Average Return

A person who invested \$1,000 in the fund 10 year(s) ago now has \$1,785.06. This works out to an average of 5.97% per year.

Year-by-year Returns

This chart shows how the fund has performed in each of the past 10 year(s). In the last 10 year(s) the fund was up in value 8 year(s) and down in value 2 year(s) of the 10.



How risky is it?

The value of your investments can go down. Please see the Information Folder for further details.



Are there any guarantees?

This segregated fund is being offered under an insurance contract. It comes with guarantees that may protect a policyholder's investment if the markets go down. The Management Expense Ratio (MER) includes the insurance cost for the guarantee. For details please refer to the Information Folder and Policy.

FUND FACTS

Versatile Asset® II

Co-operators Growth Portfolio



Investments. Insurance. Advice.

Co-operators Life Insurance Company | December 31, 2022

Who is this Fund for?

For investors seeking a diversified portfolio with a strong weighting towards Canadian and foreign equities. Investors should be comfortable with some ups and downs of the market.

How much does it cost?

The following shows the fees and expenses you could pay to buy, own and sell units of the fund.

1. Surrender Charges

Surrender Charge Option	What you pay	How it works
Back-end load	If you sell all of your funds in:	The deferred sales charge is a set rate. It is deducted from the amount that you sell.
	Less than 2 years	5% When you make a deposit, Co-operators pays your financial advisor a commission of 3%.
	2, but less than 3	4% If you have an RRSP or non-registered account you can withdraw 10% of the value of the units of your segregated funds at December 31 without paying a deferred sales charge.
	3, but less than 4	3%
	4, but less than 5	2% You can switch to units of other funds under the policy without paying a deferred sales charge.
	5, but less than 6	1%
	After 6 years	0%
No-load		There are no deferred sales charges.

2. Ongoing Fund Expense

The Management Expense Ratio (MER) includes the management fee and operating expenses of the fund. The MER includes the insurance cost for the guarantee. You do not pay these expenses directly. They affect you because they reduce the return you get on your investment. For details about how the guarantee works, see your Policy and Information Folder. For details on the MER, please see the Information Folder.

Surrender Charge Option	MER (annual rate as a % of the fund value)
Back-end load	3.07%

Trailing Commission

Co-operators Life Insurance Company pays your financial advisor a trailing commission for as long as you own segregated funds. It is for the services and advice your financial advisor provides you. The annual trailing commission of 0.40% is paid from the management fee and is based on the value of your fund assets.

3. Other Fees

You may pay other fees when you sell or transfer units of the fund.

Withdrawal service fee	\$25 after the first withdrawal each calendar year
Interfund transfer fee	\$20 after the fourth interfund transfer each calendar year

What if I change my mind?

You can change your mind within two business days of the earlier of the date you received confirmation or five business days after it is mailed. You have to tell us in writing (email, fax, or letter) that you want to cancel. The amount returned will be the lesser of the amount you invested or the value of the fund if it has gone down. The amount returned only applies to the specific transaction.

You can also change your mind about subsequent transactions you make under the policy within two business days from the date you received confirmation. In this case, the right to cancel only applies to the new transaction.

For more information

The summary may not contain all the information you need. Please read the Policy and Information Folder.

Co-operators Life Insurance Company
1900 Albert Street Regina, SK S4P 4K8

Phone: 1-800-454-8061

Email: phs_wealth_mgmt@cooperators.ca

FUND FACTS

Versatile Asset® II

Co-operators Maximum Growth Portfolio

Co-operators Life Insurance Company | December 31, 2022



Investments. Insurance. Advice.

Quick Facts

Date fund created:	October 1, 2003
Total value on December 31, 2022:	\$68,411,000
Net Asset Value Per Unit:	\$288.95
Number of Units Outstanding:	348,873
Management Expense Ratio (MER):	3.12%
Portfolio Turnover Rate at December 31, 2022:	23.90%
Minimum Investment:	\$25
Portfolio Manager:	Co-operators Life Insurance Company

What does the Fund invest in?

This fund invests in equities of small, medium and large sized companies located anywhere in the world.

Top 10 Holdings

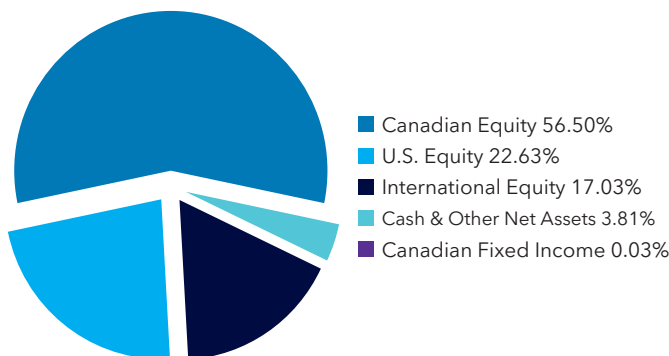
Co-operators Canadian Equity Fund	20.00%
Co-operators Fidelity True North® Fund	15.02%
Co-operators Mawer Canadian Equity Fund	14.99%
Co-operators Mawer International Equity Fund	14.86%
Co-operators Fidelity Global Fund	10.01%
Co-operators BlackRock Canadian Equity Index Fund	10.01%
Co-operators U.S. Equity Fund	7.56%
Co-operators BlackRock U.S. Equity Index Fund	7.55%

The top 10 investments make up 100.00% of the fund.

Total number of investments: 8

Investment Segmentation

At December 31, 2022



How has the Fund performed?

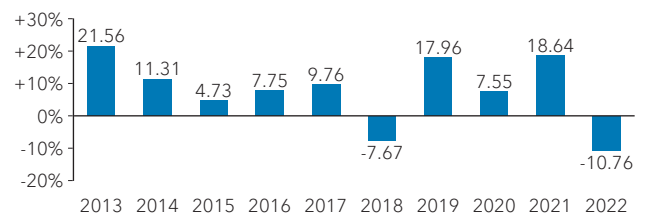
This section tells you how the fund has performed over the past 10 year(s). Returns are after the MER has been deducted. It is important to note that this does not tell you how the fund will perform in the future.

Average Return

A person who invested \$1,000 in the fund 10 year(s) ago now has \$2,078.40. This works out to an average of 7.59% per year.

Year-by-year Returns

This chart shows how the fund has performed in each of the past 10 year(s). In the last 10 year(s) the fund was up in value 8 year(s) and down in value 2 year(s) of the 10.



How risky is it?

The value of your investments can go down. Please see the Information Folder for further details.



Are there any guarantees?

This segregated fund is being offered under an insurance contract. It comes with guarantees that may protect a policyholder's investment if the markets go down. The Management Expense Ratio (MER) includes the insurance cost for the guarantee. For details please refer to the Information Folder and Policy.

FUND FACTS

Versatile Asset® II

Co-operators Maximum Growth Portfolio

Co-operators Life Insurance Company | December 31, 2022



Investments. Insurance. Advice.

Who is this Fund for?

For investors seeking a diversified portfolio of Canadian and foreign equities. Investors should be comfortable with moderate ups and downs of the market.

How much does it cost?

The following shows the fees and expenses you could pay to buy, own and sell units of the fund.

1. Surrender Charges

Surrender Charge Option	What you pay	How it works
Back-end load	If you sell all of your funds in:	The deferred sales charge is a set rate. It is deducted from the amount that you sell.
	Less than 2 years	5% When you make a deposit, Co-operators pays your financial advisor a commission of 3%.
	2, but less than 3	4% If you have an RRSP or non-registered account you can withdraw 10% of the value of the units of your segregated funds at December 31 without paying a deferred sales charge.
	3, but less than 4	3%
	4, but less than 5	2% You can switch to units of other funds under the policy without paying a deferred sales charge.
	5, but less than 6	1%
	After 6 years	0%
No-load		There are no deferred sales charges.

2. Ongoing Fund Expense

The Management Expense Ratio (MER) includes the management fee and operating expenses of the fund. The MER includes the insurance cost for the guarantee. You do not pay these expenses directly. They affect you because they reduce the return you get on your investment. For details about how the guarantee works, see your Policy and Information Folder. For details on the MER, please see the Information Folder.

Surrender Charge Option	MER (annual rate as a % of the fund value)
Back-end load	3.12%

Trailing Commission

Co-operators Life Insurance Company pays your financial advisor a trailing commission for as long as you own segregated funds. It is for the services and advice your financial advisor provides you. The annual trailing commission of 0.40% is paid from the management fee and is based on the value of your fund assets.

3. Other Fees

You may pay other fees when you sell or transfer units of the fund.

Withdrawal service fee	\$25 after the first withdrawal each calendar year
Interfund transfer fee	\$20 after the fourth interfund transfer each calendar year

What if I change my mind?

You can change your mind within two business days of the earlier of the date you received confirmation or five business days after it is mailed. You have to tell us in writing (email, fax, or letter) that you want to cancel. The amount returned will be the lesser of the amount you invested or the value of the fund if it has gone down. The amount returned only applies to the specific transaction.

You can also change your mind about subsequent transactions you make under the policy within two business days from the date you received confirmation. In this case, the right to cancel only applies to the new transaction.

For more information

The summary may not contain all the information you need. Please read the Policy and Information Folder.

Co-operators Life Insurance Company
1900 Albert Street Regina, SK S4P 4K8

Phone: 1-800-454-8061

Email: phs_wealth_mgmt@cooperators.ca

FUND FACTS

Versatile Asset® II

Co-operators NEI Select Income RS Portfolio

Co-operators Life Insurance Company | December 31, 2022



Investments. Insurance. Advice.

Quick Facts

Date fund created:	November 1, 2012
Total value on December 31, 2022:	\$2,412,000
Net Asset Value Per Unit:	\$110.53
Number of Units Outstanding:	22,661
Management Expense Ratio (MER):	2.96%
Portfolio Turnover Rate at September 30, 2022:	19.33%
Minimum Investment:	\$25
Portfolio Manager:	NEI Investments

What does the Fund invest in?

This fund invests in primarily government and corporate bonds along with equities of small, medium, and large sized Canadian & foreign companies that fit the fund's view of responsible investing.

Top 10 Holdings

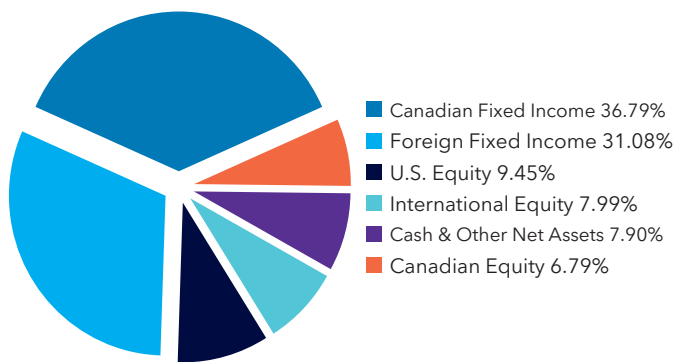
NEI Canadian Bond Fund	37.23%
NEI Global Total Return Bond Fund	22.63%
NEI Global Impact Bond Fund	12.75%
NEI U.S. Equity RS Fund	4.20%
NEI Global Dividend RS Fund	3.72%
NEI Canadian Equity RS Fund	3.52%
NEI ESG Canadian Enhanced Index Fund	3.47%
NEI Global High Yield Bond Fund	2.28%
NEI International Equity RS Fund	2.03%
NEI Global Equity RS Fund	1.77%

The top 10 investments make up 93.60% of the fund.

Total number of investments: 14

Investment Segmentation

At December 31, 2022



How has the Fund performed?

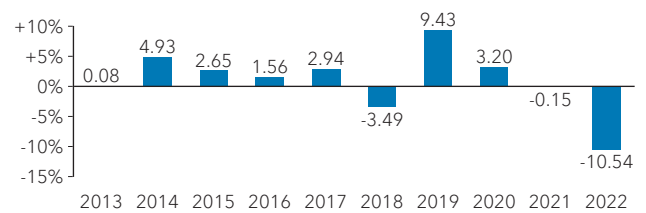
This section tells you how the fund has performed over the past 10 year(s). Returns are after the MER has been deducted. It is important to note that this does not tell you how the fund will perform in the future.

Average Return

A person who invested \$1,000 in the fund 10 year(s) ago now has \$1,097.23. This works out to an average of 0.93% per year.

Year-by-year Returns

This chart shows how the fund has performed in each of the past 10 year(s). In the last 10 year(s) the fund was up in value 7 year(s) and down in value 3 year(s) of the 10.



How risky is it?

The value of your investments can go down. Please see the Information Folder for further details.



Are there any guarantees?

This segregated fund is being offered under an insurance contract. It comes with guarantees that may protect a policyholder's investment if the markets go down. The Management Expense Ratio (MER) includes the insurance cost for the guarantee. For details please refer to the Information Folder and Policy.

FUND FACTS

Versatile Asset® II

Co-operators NEI Select Income RS Portfolio

Co-operators Life Insurance Company | December 31, 2022



Investments. Insurance. Advice.

Who is this Fund for?

For investors seeking a diversified portfolio of responsible investments with a strong weighting towards income-producing fixed income securities. Investors should be comfortable with some ups and downs of the market.

How much does it cost?

The following shows the fees and expenses you could pay to buy, own and sell units of the fund.

1. Surrender Charges

Surrender Charge Option	What you pay	How it works
Back-end load	If you sell all of your funds in:	The deferred sales charge is a set rate. It is deducted from the amount that you sell.
	Less than 2 years	5% When you make a deposit, Co-operators pays your financial advisor a commission of 3%.
	2, but less than 3	4% If you have an RRSP or non-registered account you can withdraw 10% of the value of the units of your segregated funds at December 31 without paying a deferred sales charge.
	3, but less than 4	3%
	4, but less than 5	2% You can switch to units of other funds under the policy without paying a deferred sales charge.
	5, but less than 6	1%
	After 6 years	0%
No-load		There are no deferred sales charges.

2. Ongoing Fund Expense

The Management Expense Ratio (MER) includes the management fee and operating expenses of the fund. The MER includes the insurance cost for the guarantee. You do not pay these expenses directly. They affect you because they reduce the return you get on your investment. For details about how the guarantee works, see your Policy and Information Folder. For details on the MER, please see the Information Folder.

Surrender Charge Option	MER (annual rate as a % of the fund value)
Back-end load	2.96%

Trailing Commission

Co-operators Life Insurance Company pays your financial advisor a trailing commission for as long as you own segregated funds. It is for the services and advice your financial advisor provides you. The annual trailing commission of 0.40% is paid from the management fee and is based on the value of your fund assets.

3. Other Fees

You may pay other fees when you sell or transfer units of the fund.

Withdrawal service fee	\$25 after the first withdrawal each calendar year
Interfund transfer fee	\$20 after the fourth interfund transfer each calendar year

What if I change my mind?

You can change your mind within two business days of the earlier of the date you received confirmation or five business days after it is mailed. You have to tell us in writing (email, fax, or letter) that you want to cancel. The amount returned will be the lesser of the amount you invested or the value of the fund if it has gone down. The amount returned only applies to the specific transaction.

You can also change your mind about subsequent transactions you make under the policy within two business days from the date you received confirmation. In this case, the right to cancel only applies to the new transaction.

For more information

The summary may not contain all the information you need. Please read the Policy and Information Folder.

Co-operators Life Insurance Company
1900 Albert Street Regina, SK S4P 4K8

Phone: 1-800-454-8061

Email: phs_wealth_mgmt@cooperators.ca

FUND FACTS

Versatile Asset® II

Co-operators NEI Select Income & Growth RS Portfolio

Co-operators Life Insurance Company | December 31, 2022



Investments. Insurance. Advice.

Quick Facts

Date fund created:	November 1, 2012
Total value on December 31, 2022:	\$4,084,000
Net Asset Value Per Unit:	\$121.76
Number of Units Outstanding:	36,597
Management Expense Ratio (MER):	3.01%
Portfolio Turnover Rate at September 30, 2022:	14.43%
Minimum Investment:	\$25
Portfolio Manager:	NEI Investments

What does the Fund invest in?

This fund invests in primarily government and corporate bonds along with equities of small, medium, and large sized Canadian & foreign companies that fit the fund's view of responsible investing.

Top 10 Holdings

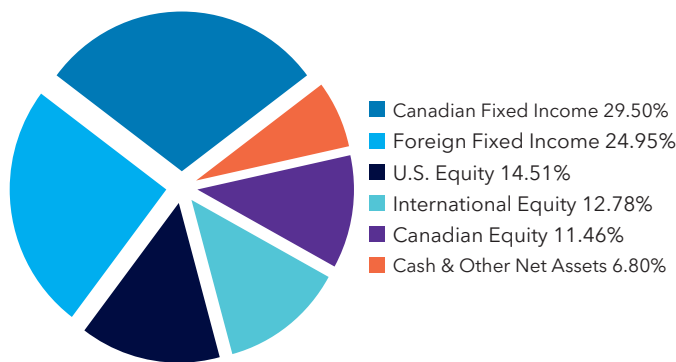
NEI Canadian Bond Fund	29.87%
NEI Global Total Return Bond Fund	18.03%
NEI Global Impact Bond Fund	9.00%
NEI U.S. Equity RS Fund	6.24%
NEI Canadian Equity RS Fund	4.99%
NEI Global Equity RS Fund	4.22%
NEI ESG Canadian Enhanced Index Fund	3.95%
NEI Global Dividend RS Fund	3.54%
NEI International Equity RS Fund	3.53%
NEI Canadian Small Cap Equity RS Fund	3.07%

The top 10 investments make up 86.44% of the fund.

Total number of investments: 15

Investment Segmentation

At December 31, 2022



How has the Fund performed?

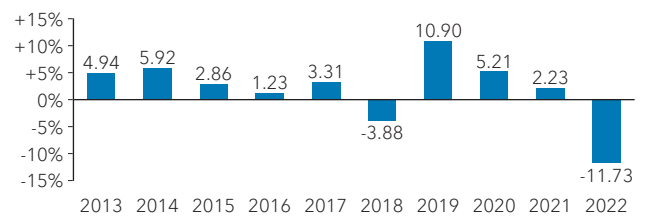
This section tells you how the fund has performed over the past 10 year(s). Returns are after the MER has been deducted. It is important to note that this does not tell you how the fund will perform in the future.

Average Return

A person who invested \$1,000 in the fund 10 year(s) ago now has \$1,210.16. This works out to an average of 1.93% per year.

Year-by-year Returns

This chart shows how the fund has performed in each of the past 10 year(s). In the last 10 year(s) the fund was up in value 8 year(s) and down in value 2 year(s) of the 10.



How risky is it?

The value of your investments can go down. Please see the Information Folder for further details.



Are there any guarantees?

This segregated fund is being offered under an insurance contract. It comes with guarantees that may protect a policyholder's investment if the markets go down. The Management Expense Ratio (MER) includes the insurance cost for the guarantee. For details please refer to the Information Folder and Policy.

FUND FACTS

Versatile Asset® II

Co-operators NEI Select Income & Growth RS Portfolio

Co-operators Life Insurance Company | December 31, 2022



Investments. Insurance. Advice.

Who is this Fund for?

For investors seeking a diversified portfolio of responsible investments with a slight weighting towards income-producing fixed income securities. Investors should be comfortable with some ups and downs of the market.

How much does it cost?

The following shows the fees and expenses you could pay to buy, own and sell units of the fund.

1. Surrender Charges

Surrender Charge Option	What you pay	How it works
Back-end load	If you sell all of your funds in:	The deferred sales charge is a set rate. It is deducted from the amount that you sell.
	Less than 2 years	5% When you make a deposit, Co-operators pays your financial advisor a commission of 3%.
	2, but less than 3	4% If you have an RRSP or non-registered account you can withdraw 10% of the value of the units of your segregated funds at December 31 without paying a deferred sales charge.
	3, but less than 4	3%
	4, but less than 5	2% You can switch to units of other funds under the policy without paying a deferred sales charge.
	5, but less than 6	1%
	After 6 years	0%
No-load		There are no deferred sales charges.

2. Ongoing Fund Expense

The Management Expense Ratio (MER) includes the management fee and operating expenses of the fund. The MER includes the insurance cost for the guarantee. You do not pay these expenses directly. They affect you because they reduce the return you get on your investment. For details about how the guarantee works, see your Policy and Information Folder. For details on the MER, please see the Information Folder.

Surrender Charge Option	MER (annual rate as a % of the fund value)
Back-end load	3.01%

Trailing Commission

Co-operators Life Insurance Company pays your financial advisor a trailing commission for as long as you own segregated funds. It is for the services and advice your financial advisor provides you. The annual trailing commission of 0.40% is paid from the management fee and is based on the value of your fund assets.

3. Other Fees

You may pay other fees when you sell or transfer units of the fund.

Withdrawal service fee	\$25 after the first withdrawal each calendar year
Interfund transfer fee	\$20 after the fourth interfund transfer each calendar year

What if I change my mind?

You can change your mind within two business days of the earlier of the date you received confirmation or five business days after it is mailed. You have to tell us in writing (email, fax, or letter) that you want to cancel. The amount returned will be the lesser of the amount you invested or the value of the fund if it has gone down. The amount returned only applies to the specific transaction.

You can also change your mind about subsequent transactions you make under the policy within two business days from the date you received confirmation. In this case, the right to cancel only applies to the new transaction.

For more information

The summary may not contain all the information you need. Please read the Policy and Information Folder.

Co-operators Life Insurance Company
1900 Albert Street Regina, SK S4P 4K8

Phone: 1-800-454-8061

Email: phs_wealth_mgmt@cooperators.ca

FUND FACTS

Versatile Asset® II

Co-operators NEI Select Balanced RS Portfolio

Co-operators Life Insurance Company | December 31, 2022



Investments. Insurance. Advice.

Quick Facts

Date fund created:	November 1, 2012
Total value on December 31, 2022:	\$6,484,000
Net Asset Value Per Unit:	\$141.48
Number of Units Outstanding:	50,911
Management Expense Ratio (MER):	3.12%
Portfolio Turnover Rate at September 30, 2022:	11.79%
Minimum Investment:	\$25
Portfolio Manager:	NEI Investments

What does the Fund invest in?

This fund invests in primarily government and corporate bonds along with equities of small, medium, and large sized Canadian & foreign companies that fit the fund's view of responsible investing.

Top 10 Holdings

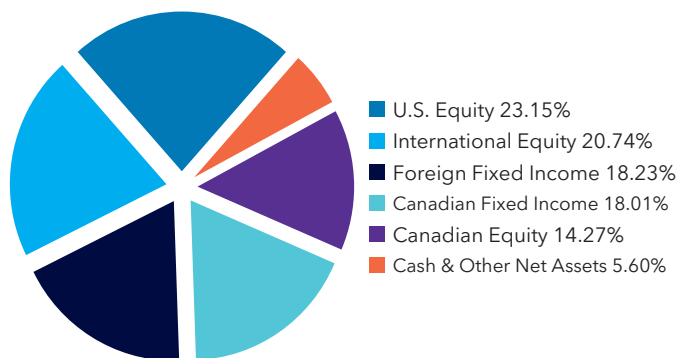
NEI Canadian Bond Fund	17.93%
NEI Global Total Return Bond Fund	13.94%
NEI U.S. Equity RS Fund	10.82%
NEI Global Equity RS Fund	6.71%
NEI Canadian Equity RS Fund	5.87%
NEI International Equity RS Fund	5.64%
NEI Emerging Markets Fund	4.66%
NEI Canadian Small Cap Equity RS Fund	4.62%
NEI ESG Canadian Enhanced Index Fund	4.43%
NEI Global Dividend RS Fund	4.05%

The top 10 investments make up 78.67% of the fund.

Total number of investments: 16

Investment Segmentation

At December 31, 2022



How has the Fund performed?

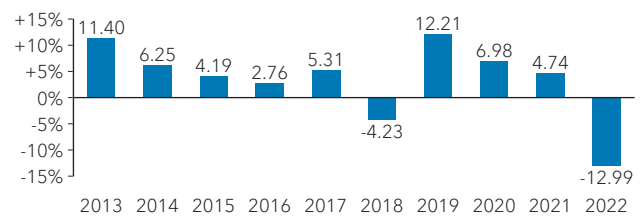
This section tells you how the fund has performed over the past 10 year(s). Returns are after the MER has been deducted. It is important to note that this does not tell you how the fund will perform in the future.

Average Return

A person who invested \$1,000 in the fund 10 year(s) ago now has \$1,398.31. This works out to an average of 3.41% per year.

Year-by-year Returns

This chart shows how the fund has performed in each of the past 10 year(s). In the last 10 year(s) the fund was up in value 8 year(s) and down in value 2 year(s) of the 10.



How risky is it?

The value of your investments can go down. Please see the Information Folder for further details.



Are there any guarantees?

This segregated fund is being offered under an insurance contract. It comes with guarantees that may protect a policyholder's investment if the markets go down. The Management Expense Ratio (MER) includes the insurance cost for the guarantee. For details please refer to the Information Folder and Policy.

FUND FACTS

Versatile Asset® II

Co-operators NEI Select Balanced RS Portfolio

Co-operators Life Insurance Company | December 31, 2022



Investments. Insurance. Advice.

Who is this Fund for?

For investors seeking a diversified portfolio of responsible investments with a slight weighting towards Canadian and foreign equities. Investors should be comfortable with some ups and downs of the market.

How much does it cost?

The following shows the fees and expenses you could pay to buy, own and sell units of the fund.

1. Surrender Charges

Surrender Charge Option	What you pay	How it works
Back-end load	If you sell all of your funds in:	The deferred sales charge is a set rate. It is deducted from the amount that you sell.
	Less than 2 years	5% When you make a deposit, Co-operators pays your financial advisor a commission of 3%.
	2, but less than 3	4% If you have an RRSP or non-registered account you can withdraw 10% of the value of the units of your segregated funds at December 31 without paying a deferred sales charge.
	3, but less than 4	3%
	4, but less than 5	2% You can switch to units of other funds under the policy without paying a deferred sales charge.
	5, but less than 6	1%
	After 6 years	0%
No-load		There are no deferred sales charges.

2. Ongoing Fund Expense

The Management Expense Ratio (MER) includes the management fee and operating expenses of the fund. The MER includes the insurance cost for the guarantee. You do not pay these expenses directly. They affect you because they reduce the return you get on your investment. For details about how the guarantee works, see your Policy and Information Folder. For details on the MER, please see the Information Folder.

Surrender Charge Option	MER (annual rate as a % of the fund value)
Back-end load	3.12%

Trailing Commission

Co-operators Life Insurance Company pays your financial advisor a trailing commission for as long as you own segregated funds. It is for the services and advice your financial advisor provides you. The annual trailing commission of 0.40% is paid from the management fee and is based on the value of your fund assets.

3. Other Fees

You may pay other fees when you sell or transfer units of the fund.

Withdrawal service fee	\$25 after the first withdrawal each calendar year
Interfund transfer fee	\$20 after the fourth interfund transfer each calendar year

What if I change my mind?

You can change your mind within two business days of the earlier of the date you received confirmation or five business days after it is mailed. You have to tell us in writing (email, fax, or letter) that you want to cancel. The amount returned will be the lesser of the amount you invested or the value of the fund if it has gone down. The amount returned only applies to the specific transaction.

You can also change your mind about subsequent transactions you make under the policy within two business days from the date you received confirmation. In this case, the right to cancel only applies to the new transaction.

For more information

The summary may not contain all the information you need. Please read the Policy and Information Folder.

Co-operators Life Insurance Company
1900 Albert Street Regina, SK S4P 4K8

Phone: 1-800-454-8061

Email: phs_wealth_mgmt@cooperators.ca

FUND FACTS

Versatile Asset® II

Co-operators NEI Select Growth RS Portfolio

Co-operators Life Insurance Company | December 31, 2022



Investments. Insurance. Advice.

Quick Facts

Date fund created:	November 1, 2012
Total value on December 31, 2022:	\$6,264,000
Net Asset Value Per Unit:	\$160.72
Number of Units Outstanding:	44,455
Management Expense Ratio (MER):	3.35%
Portfolio Turnover Rate at September 30, 2022:	14.30%
Minimum Investment:	\$25
Portfolio Manager:	NEI Investments

What does the Fund invest in?

This fund invests in primarily government and corporate bonds along with equities of small, medium, and large sized Canadian & foreign companies that fit the fund's view of responsible investing.

Top 10 Holdings

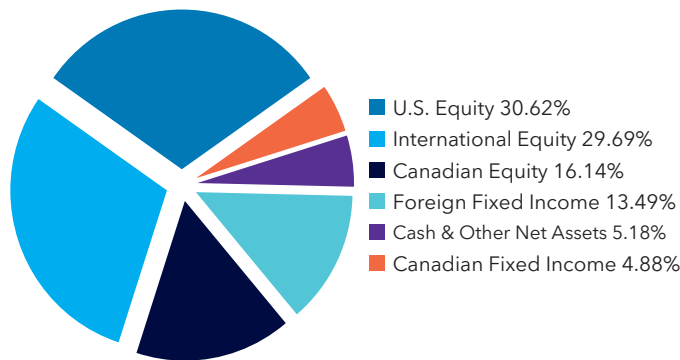
NEI U.S. Equity RS Fund	20.64%
NEI International Equity RS Fund	11.68%
NEI Global Equity RS Fund	10.28%
NEI Emerging Markets Fund	6.90%
NEI Canadian Equity RS Fund	6.51%
NEI Global Total Return Bond Fund	6.25%
NEI Global Value Fund	5.98%
NEI Global Growth Fund	5.91%
NEI ESG Canadian Enhanced Index Fund	5.10%
NEI Canadian Small Cap Equity RS Fund	5.04%

The top 10 investments make up 84.29% of the fund.

Total number of investments: 15

Investment Segmentation

At December 31, 2022



How has the Fund performed?

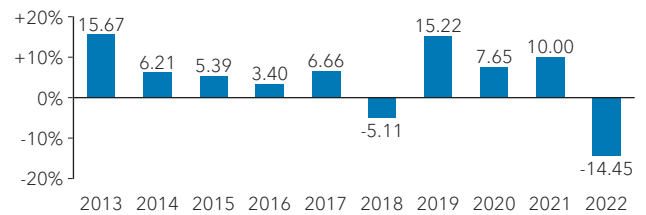
This section tells you how the fund has performed over the past 10 year(s). Returns are after the MER has been deducted. It is important to note that this does not tell you how the fund will perform in the future.

Average Return

A person who invested \$1,000 in the fund 10 year(s) ago now has \$1,581.30. This works out to an average of 4.69% per year.

Year-by-year Returns

This chart shows how the fund has performed in each of the past 10 year(s). In the last 10 year(s) the fund was up in value 8 year(s) and down in value 2 year(s) of the 10.



How risky is it?

The value of your investments can go down. Please see the Information Folder for further details.



Are there any guarantees?

This segregated fund is being offered under an insurance contract. It comes with guarantees that may protect a policyholder's investment if the markets go down. The Management Expense Ratio (MER) includes the insurance cost for the guarantee. For details please refer to the Information Folder and Policy.

FUND FACTS

Versatile Asset® II

Co-operators NEI Select Growth RS Portfolio

Co-operators Life Insurance Company | December 31, 2022



Investments. Insurance. Advice.

Who is this Fund for?

For investors seeking a diversified portfolio of responsible investments with a strong weighting towards Canadian and foreign equities. Investors should be comfortable with moderate ups and downs of the market.

How much does it cost?

The following shows the fees and expenses you could pay to buy, own and sell units of the fund.

1. Surrender Charges

Surrender Charge Option	What you pay	How it works
Back-end load	If you sell all of your funds in:	The deferred sales charge is a set rate. It is deducted from the amount that you sell.
	Less than 2 years	5% When you make a deposit, Co-operators pays your financial advisor a commission of 3%.
	2, but less than 3	4% If you have an RRSP or non-registered account you can withdraw 10% of the value of the units of your segregated funds at December 31 without paying a deferred sales charge.
	3, but less than 4	3%
	4, but less than 5	2% You can switch to units of other funds under the policy without paying a deferred sales charge.
	5, but less than 6	1%
	After 6 years	0%
No-load		There are no deferred sales charges.

2. Ongoing Fund Expense

The Management Expense Ratio (MER) includes the management fee and operating expenses of the fund. The MER includes the insurance cost for the guarantee. You do not pay these expenses directly. They affect you because they reduce the return you get on your investment. For details about how the guarantee works, see your Policy and Information Folder. For details on the MER, please see the Information Folder.

Surrender Charge Option	MER (annual rate as a % of the fund value)
Back-end load	3.35%

Trailing Commission

Co-operators Life Insurance Company pays your financial advisor a trailing commission for as long as you own segregated funds. It is for the services and advice your financial advisor provides you. The annual trailing commission of 0.40% is paid from the management fee and is based on the value of your fund assets.

3. Other Fees

You may pay other fees when you sell or transfer units of the fund.

Withdrawal service fee	\$25 after the first withdrawal each calendar year
Interfund transfer fee	\$20 after the fourth interfund transfer each calendar year

What if I change my mind?

You can change your mind within two business days of the earlier of the date you received confirmation or five business days after it is mailed. You have to tell us in writing (email, fax, or letter) that you want to cancel. The amount returned will be the lesser of the amount you invested or the value of the fund if it has gone down. The amount returned only applies to the specific transaction.

You can also change your mind about subsequent transactions you make under the policy within two business days from the date you received confirmation. In this case, the right to cancel only applies to the new transaction.

For more information

The summary may not contain all the information you need. Please read the Policy and Information Folder.

Co-operators Life Insurance Company
1900 Albert Street Regina, SK S4P 4K8

Phone: 1-800-454-8061

Email: phs_wealth_mgmt@cooperators.ca

FUND FACTS

Versatile Asset® II

Co-operators Canadian Fixed Income Fund

Co-operators Life Insurance Company | December 31, 2022



Investments. Insurance. Advice.

Quick Facts

Date fund created:	February 9, 1999
Total value on December 31, 2022:	\$237,407,000
Net Asset Value Per Unit:	\$162.41
Number of Units Outstanding:	2,315,402
Management Expense Ratio (MER):	2.52%
Portfolio Turnover Rate at December 31, 2022:	149.32%
Minimum Investment:	\$25
Portfolio Manager:	Addenda Capital Inc.

What does the Fund invest in?

This fund invests in Canadian government and corporate bonds and debentures that fit the fund's view of sustainable investing.

Top 10 Holdings

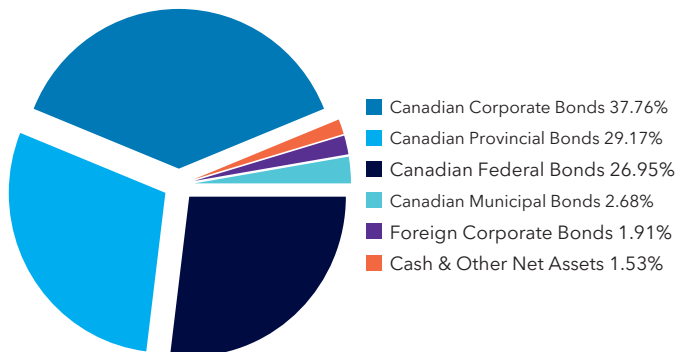
Canada Housing Trust, 2.35%, 15 Jun 2023	9.55%
Hydro-Québec, 6.00%, 15 Feb 2040	6.37%
Province of Ontario, 1.35%, 02 Dec 2030	4.74%
Government of Canada, 1.75%, 01 Dec 2053	3.96%
Government of Canada, 2.75%, 01 Sep 2027	3.52%
Province of Ontario, 2.90%, 02 Dec 2046	3.36%
Government of Canada, 5.75%, 01 Jun 2033	3.23%
Province of Ontario, 2.90%, 02 Jun 2049	2.54%
Hydro-Québec, 6.50%, 15 Feb 2035	2.45%
Government of Canada, 2.25%, 01 Dec 2029	2.26%

The top 10 investments make up 41.98% of the fund.

Total number of investments: 156

Investment Segmentation

At December 31, 2022



How has the Fund performed?

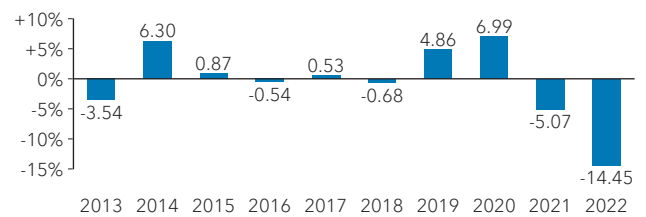
This section tells you how the fund has performed over the past 10 year(s). Returns are after the MER has been deducted. It is important to note that this does not tell you how the fund will perform in the future.

Average Return

A person who invested \$1,000 in the fund 10 year(s) ago now has \$935.78. This works out to an average of -0.66% per year.

Year-by-year Returns

This chart shows how the fund has performed in each of the past 10 year(s). In the last 10 year(s) the fund was up in value 5 year(s) and down in value 5 year(s) of the 10.



How risky is it?

The value of your investments can go down. Please see the Information Folder for further details.



Are there any guarantees?

This segregated fund is being offered under an insurance contract. It comes with guarantees that may protect a policyholder's investment if the markets go down. The Management Expense Ratio (MER) includes the insurance cost for the guarantee. For details please refer to the Information Folder and Policy.

FUND FACTS

Versatile Asset® II

Co-operators Canadian Fixed Income Fund

Co-operators Life Insurance Company | December 31, 2022



Investments. Insurance. Advice.

Who is this Fund for?

For investors seeking a fixed income investment with the potential for interest income and a medium to long-term investment horizon. Investors should be comfortable with small ups and downs of the market.

How much does it cost?

The following shows the fees and expenses you could pay to buy, own and sell units of the fund.

1. Surrender Charges

Surrender Charge Option	What you pay	How it works
Back-end load	If you sell all of your funds in:	The deferred sales charge is a set rate. It is deducted from the amount that you sell.
	Less than 2 years	5% When you make a deposit, Co-operators pays your financial advisor a commission of 3%.
	2, but less than 3	4% If you have an RRSP or non-registered account you can withdraw 10% of the value of the units of your segregated funds at December 31 without paying a deferred sales charge.
	3, but less than 4	3%
	4, but less than 5	2% You can switch to units of other funds under the policy without paying a deferred sales charge.
	5, but less than 6	1%
	After 6 years	0%
No-load		There are no deferred sales charges.

2. Ongoing Fund Expense

The Management Expense Ratio (MER) includes the management fee and operating expenses of the fund. The MER includes the insurance cost for the guarantee. You do not pay these expenses directly. They affect you because they reduce the return you get on your investment. For details about how the guarantee works, see your Policy and Information Folder. For details on the MER, please see the Information Folder.

Surrender Charge Option	MER (annual rate as a % of the fund value)
Back-end load	2.52%

Trailing Commission

Co-operators Life Insurance Company pays your financial advisor a trailing commission for as long as you own segregated funds. It is for the services and advice your financial advisor provides you. The annual trailing commission of 0.40% is paid from the management fee and is based on the value of your fund assets.

3. Other Fees

You may pay other fees when you sell or transfer units of the fund.

Withdrawal service fee	\$25 after the first withdrawal each calendar year
Interfund transfer fee	\$20 after the fourth interfund transfer each calendar year

What if I change my mind?

You can change your mind within two business days of the earlier of the date you received confirmation or five business days after it is mailed. You have to tell us in writing (email, fax, or letter) that you want to cancel. The amount returned will be the lesser of the amount you invested or the value of the fund if it has gone down. The amount returned only applies to the specific transaction.

You can also change your mind about subsequent transactions you make under the policy within two business days from the date you received confirmation. In this case, the right to cancel only applies to the new transaction.

For more information

The summary may not contain all the information you need. Please read the Policy and Information Folder.

Co-operators Life Insurance Company
1900 Albert Street Regina, SK S4P 4K8

Phone: 1-800-454-8061

Email: phs_wealth_mgmt@cooperators.ca

FUND FACTS
Versatile Asset® II
Co-operators Money Market Fund



Investments. Insurance. Advice.

Co-operators Life Insurance Company | December 31, 2022

Quick Facts

Date fund created:	February 9, 1999
Total value on December 31, 2022:	\$29,766,000
Net Asset Value Per Unit:	\$119.08
Number of Units Outstanding:	278,868
Management Expense Ratio (MER):	1.51%
Portfolio Turnover Rate at December 31, 2022:	794.78%
Minimum Investment:	\$25
Portfolio Manager:	Addenda Capital Inc.

What does the Fund invest in?

This fund invests in short-term Canadian investments in the Government of Canada, the provinces, or high grade Canadian companies that fit the fund’s view of sustainable investing.

Top 10 Holdings

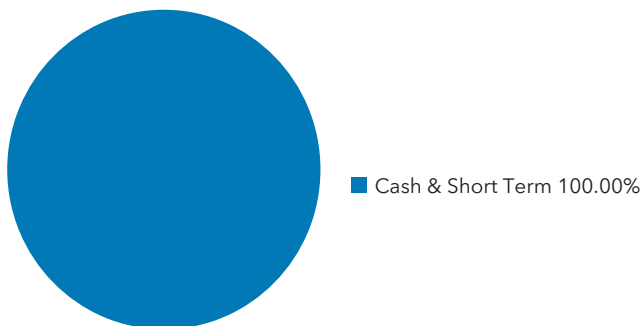
Government of Canada T-Bills, 07 Dec 2023	11.34%
Government of Canada T-Bills, 16 Feb 2023	6.08%
Government of Canada T-Bills, 19 Jan 2023	5.49%
Banner Trust Discount Note, 29 May 2023	5.27%
Stable Trust Discount Note, 26 May 2023	5.27%
King St Trust Discount Note, 24 May 2023	4.94%
Honda Canada Finance Inc Discount Note, 24 Apr 23	3.96%
Bay Street Trust Discount Note, 21 May 2023	3.95%
Sure Trust Discount Note, 23 May 2023	3.95%
Storm King Trust Discount Note, 24 Apr 2023	3.63%

The top 10 investments make up 53.88% of the fund.

Total number of investments: 28

Investment Segmentation

At December 31, 2022



How has the Fund performed?

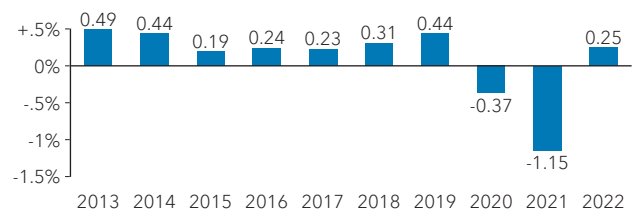
This section tells you how the fund has performed over the past 10 year(s). Returns are after the MER has been deducted. It is important to note that this does not tell you how the fund will perform in the future.

Average Return

A person who invested \$1,000 in the fund 10 year(s) ago now has \$1,010.66. This works out to an average of 0.11% per year.

Year-by-year Returns

This chart shows how the fund has performed in each of the past 10 year(s). In the last 10 year(s) the fund was up in value 8 year(s) and down in value 2 year(s) of the 10.



How risky is it?

The value of your investments can go down. Please see the Information Folder for further details.



Are there any guarantees?

This segregated fund is being offered under an insurance contract. It comes with guarantees that may protect a policyholder’s investment if the markets go down. The Management Expense Ratio (MER) includes the insurance cost for the guarantee. For details please refer to the Information Folder and Policy.

FUND FACTS

Versatile Asset® II

Co-operators Money Market Fund



Co-operators Life Insurance Company | December 31, 2022

Who is this Fund for?

For investors seeking interest income and a high level of liquidity with a short to medium-term investment horizon. Investors should be comfortable with small ups and downs of the market.

How much does it cost?

The following shows the fees and expenses you could pay to buy, own and sell units of the fund.

1. Surrender Charges

Surrender Charge Option	What you pay	How it works
Back-end load	If you sell all of your funds in:	The deferred sales charge is a set rate. It is deducted from the amount that you sell.
	Less than 2 years	5% When you make a deposit, Co-operators pays your financial advisor a commission of 3%.
	2, but less than 3	4% If you have an RRSP or non-registered account you can withdraw 10% of the value of the units of your segregated funds at December 31 without paying a deferred sales charge.
	3, but less than 4	3%
	4, but less than 5	2% You can switch to units of other funds under the policy without paying a deferred sales charge.
	5, but less than 6	1%
	After 6 years	0%
No-load		There are no deferred sales charges.

2. Ongoing Fund Expense

The Management Expense Ratio (MER) includes the management fee and operating expenses of the fund. The MER includes the insurance cost for the guarantee. You do not pay these expenses directly. They affect you because they reduce the return you get on your investment. For details about how the guarantee works, see your Policy and Information Folder. For details on the MER, please see the Information Folder.

Surrender Charge Option	MER (annual rate as a % of the fund value)
Back-end load	1.51%

Trailing Commission

Co-operators Life Insurance Company pays your financial advisor a trailing commission for as long as you own segregated funds. It is for the services and advice your financial advisor provides you. The annual trailing commission of 0.10% is paid from the management fee and is based on the value of your fund assets.

3. Other Fees

You may pay other fees when you sell or transfer units of the fund.

Withdrawal service fee	\$25 after the first withdrawal each calendar year
Interfund transfer fee	\$20 after the fourth interfund transfer each calendar year

What if I change my mind?

You can change your mind within two business days of the earlier of the date you received confirmation or five business days after it is mailed. You have to tell us in writing (email, fax, or letter) that you want to cancel. The amount returned will be the lesser of the amount you invested or the value of the fund if it has gone down. The amount returned only applies to the specific transaction.

You can also change your mind about subsequent transactions you make under the policy within two business days from the date you received confirmation. In this case, the right to cancel only applies to the new transaction.

For more information

The summary may not contain all the information you need. Please read the Policy and Information Folder.

Co-operators Life Insurance Company
1900 Albert Street Regina, SK S4P 4K8

Phone: 1-800-454-8061

Email: phs_wealth_mgmt@cooperators.ca

FUND FACTS

Versatile Asset® II

Co-operators Balanced Fund

Co-operators Life Insurance Company | December 31, 2022



Investments. Insurance. Advice.

Quick Facts

Date fund created:	February 9, 1999
Total value on December 31, 2022:	\$158,761,000
Net Asset Value Per Unit:	\$260.48
Number of Units Outstanding:	553,915
Management Expense Ratio (MER):	2.52%
Portfolio Turnover Rate at December 31, 2022:	73.33%
Minimum Investment:	\$25
Portfolio Manager:	Addenda Capital Inc.

What does the Fund invest in?

This fund invests in Canadian government and corporate bonds and debentures and equities of medium to large sized Canadian and U.S. companies that fit the fund's view of sustainable investing.

Top 10 Holdings

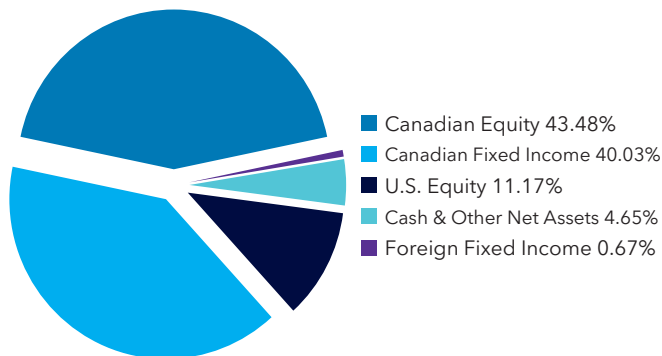
Addenda U.S. Equity Pooled Fund	11.15%
Canada Housing Trust, 2.35%, 15 Jun 2023	3.90%
Toronto-Dominion Bank	3.16%
Hydro-Québec, 6.00%, 15 Feb 2040	2.63%
Government of Canada T-Bills, 19 Jan 2023	2.16%
Royal Bank of Canada	2.15%
Canadian Natural Resources Ltd.	1.99%
Bank of Montreal	1.98%
Government of Canada T-Bills, 16 Feb 2023	1.87%
Enbridge Inc.	1.83%

The top 10 investments make up 32.82% of the fund.

Total number of investments: 202

Investment Segmentation

At December 31, 2022



How has the Fund performed?

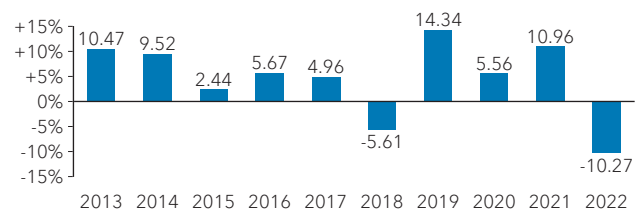
This section tells you how the fund has performed over the past 10 year(s). Returns are after the MER has been deducted. It is important to note that this does not tell you how the fund will perform in the future.

Average Return

A person who invested \$1,000 in the fund 10 year(s) ago now has \$1,559.26. This works out to an average of 4.54% per year.

Year-by-year Returns

This chart shows how the fund has performed in each of the past 10 year(s). In the last 10 year(s) the fund was up in value 8 year(s) and down in value 2 year(s) of the 10.



How risky is it?

The value of your investments can go down. Please see the Information Folder for further details.



Are there any guarantees?

This segregated fund is being offered under an insurance contract. It comes with guarantees that may protect a policyholder's investment if the markets go down. The Management Expense Ratio (MER) includes the insurance cost for the guarantee. For details please refer to the Information Folder and Policy.

FUND FACTS

Versatile Asset® II

Co-operators Balanced Fund



Investments. Insurance. Advice.

Co-operators Life Insurance Company | December 31, 2022

Who is this Fund for?

For investors seeking both growth and income through a combination of equities and fixed income securities and who have a medium to long-term investment horizon. Investors should be comfortable with some ups and downs of the market.

How much does it cost?

The following shows the fees and expenses you could pay to buy, own and sell units of the fund.

1. Surrender Charges

Surrender Charge Option	What you pay	How it works
Back-end load	If you sell all of your funds in:	The deferred sales charge is a set rate. It is deducted from the amount that you sell.
	Less than 2 years	5% When you make a deposit, Co-operators pays your financial advisor a commission of 3%.
	2, but less than 3	4% If you have an RRSP or non-registered account you can withdraw 10% of the value of the units of your segregated funds at December 31 without paying a deferred sales charge.
	3, but less than 4	3%
	4, but less than 5	2% You can switch to units of other funds under the policy without paying a deferred sales charge.
	5, but less than 6	1%
	After 6 years	0%
No-load		There are no deferred sales charges.

2. Ongoing Fund Expense

The Management Expense Ratio (MER) includes the management fee and operating expenses of the fund. The MER includes the insurance cost for the guarantee. You do not pay these expenses directly. They affect you because they reduce the return you get on your investment. For details about how the guarantee works, see your Policy and Information Folder. For details on the MER, please see the Information Folder.

Surrender Charge Option	MER (annual rate as a % of the fund value)
Back-end load	2.52%

Trailing Commission

Co-operators Life Insurance Company pays your financial advisor a trailing commission for as long as you own segregated funds. It is for the services and advice your financial advisor provides you. The annual trailing commission of 0.40% is paid from the management fee and is based on the value of your fund assets.

3. Other Fees

You may pay other fees when you sell or transfer units of the fund.

Withdrawal service fee	\$25 after the first withdrawal each calendar year
Interfund transfer fee	\$20 after the fourth interfund transfer each calendar year

What if I change my mind?

You can change your mind within two business days of the earlier of the date you received confirmation or five business days after it is mailed. You have to tell us in writing (email, fax, or letter) that you want to cancel. The amount returned will be the lesser of the amount you invested or the value of the fund if it has gone down. The amount returned only applies to the specific transaction.

You can also change your mind about subsequent transactions you make under the policy within two business days from the date you received confirmation. In this case, the right to cancel only applies to the new transaction.

For more information

The summary may not contain all the information you need. Please read the Policy and Information Folder.

Co-operators Life Insurance Company
1900 Albert Street Regina, SK S4P 4K8

Phone: 1-800-454-8061

Email: phs_wealth_mgmt@cooperators.ca

FUND FACTS

Versatile Asset® II

Co-operators Mawer Balanced Fund

Co-operators Life Insurance Company | December 31, 2022



Investments. Insurance. Advice.

Quick Facts

Date fund created:	November 1, 2012
Total value on December 31, 2022:	\$173,832,000
Net Asset Value Per Unit:	\$174.89
Number of Units Outstanding:	1,235,743
Management Expense Ratio (MER):	2.79%
Portfolio Turnover Rate at December 31, 2022:	3.20%
Minimum Investment:	\$25
Portfolio Manager:	Mawer Investment Management Ltd.

What does the Fund invest in?

This fund invests in Canadian government and corporate bonds and debentures and equities of small, medium, and large sized companies throughout the world.

Top 10 Holdings

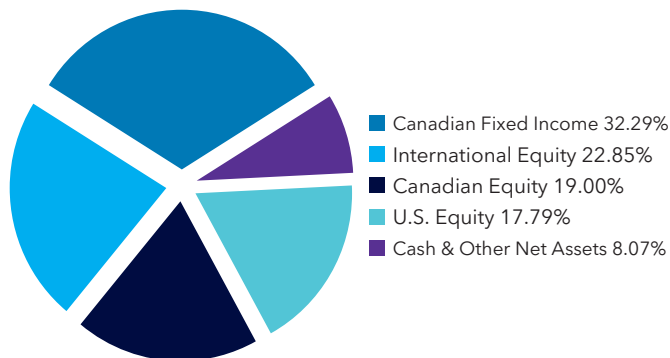
Mawer Canadian Bond Fund	32.38%
Mawer U.S. Equity Fund	18.05%
Mawer International Equity Fund	16.39%
Mawer Canadian Equity Fund	16.06%
Mawer Global Small Cap Fund	6.74%
Mawer New Canada Fund	3.63%
Government of Canada T-Bills, 30 Mar 2023	2.36%
Mawer Emerging Markets Equity Fund	1.11%
Government of Canada T-Bills, 11 May 2023	0.94%
Government of Canada T-Bills, 25 May 2023	0.91%

The top 10 investments make up 98.57% of the fund.

Total number of investments: 13

Investment Segmentation

At December 31, 2022



How has the Fund performed?

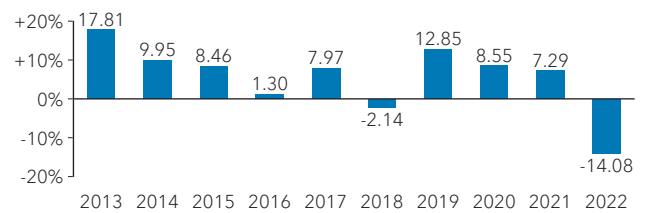
This section tells you how the fund has performed over the past 10 year(s). Returns are after the MER has been deducted. It is important to note that this does not tell you how the fund will perform in the future.

Average Return

A person who invested \$1,000 in the fund 10 year(s) ago now has \$1,698.00. This works out to an average of 5.44% per year.

Year-by-year Returns

This chart shows how the fund has performed in each of the past 10 year(s). In the last 10 year(s) the fund was up in value 8 year(s) and down in value 2 year(s) of the 10.



How risky is it?

The value of your investments can go down. Please see the Information Folder for further details.



Are there any guarantees?

This segregated fund is being offered under an insurance contract. It comes with guarantees that may protect a policyholder's investment if the markets go down. The Management Expense Ratio (MER) includes the insurance cost for the guarantee. For details please refer to the Information Folder and Policy.

FUND FACTS

Versatile Asset® II

Co-operators Mawer Balanced Fund



Investments. Insurance. Advice.

Co-operators Life Insurance Company | December 31, 2022

Who is this Fund for?

For investors seeking both growth and income through a combination of equities and fixed income securities and who have a medium to long-term investment horizon. Investors should be comfortable with some ups and downs of the market.

How much does it cost?

The following shows the fees and expenses you could pay to buy, own and sell units of the fund.

1. Surrender Charges

Surrender Charge Option	What you pay	How it works
Back-end load	If you sell all of your funds in:	The deferred sales charge is a set rate. It is deducted from the amount that you sell.
	Less than 2 years	5% When you make a deposit, Co-operators pays your financial advisor a commission of 3%.
	2, but less than 3	4% If you have an RRSP or non-registered account you can withdraw 10% of the value of the units of your segregated funds at December 31 without paying a deferred sales charge.
	3, but less than 4	3%
	4, but less than 5	2% You can switch to units of other funds under the policy without paying a deferred sales charge.
	5, but less than 6	1%
	After 6 years	0%
No-load		There are no deferred sales charges.

2. Ongoing Fund Expense

The Management Expense Ratio (MER) includes the management fee and operating expenses of the fund. The MER includes the insurance cost for the guarantee. You do not pay these expenses directly. They affect you because they reduce the return you get on your investment. For details about how the guarantee works, see your Policy and Information Folder. For details on the MER, please see the Information Folder.

Surrender Charge Option	MER (annual rate as a % of the fund value)
Back-end load	2.79%

Trailing Commission

Co-operators Life Insurance Company pays your financial advisor a trailing commission for as long as you own segregated funds. It is for the services and advice your financial advisor provides you. The annual trailing commission of 0.40% is paid from the management fee and is based on the value of your fund assets.

3. Other Fees

You may pay other fees when you sell or transfer units of the fund.

Withdrawal service fee	\$25 after the first withdrawal each calendar year
Interfund transfer fee	\$20 after the fourth interfund transfer each calendar year

What if I change my mind?

You can change your mind within two business days of the earlier of the date you received confirmation or five business days after it is mailed. You have to tell us in writing (email, fax, or letter) that you want to cancel. The amount returned will be the lesser of the amount you invested or the value of the fund if it has gone down. The amount returned only applies to the specific transaction.

You can also change your mind about subsequent transactions you make under the policy within two business days from the date you received confirmation. In this case, the right to cancel only applies to the new transaction.

For more information

The summary may not contain all the information you need. Please read the Policy and Information Folder.

Co-operators Life Insurance Company
1900 Albert Street Regina, SK S4P 4K8

Phone: 1-800-454-8061

Email: phs_wealth_mgmt@cooperators.ca

FUND FACTS

Versatile Asset® II

Co-operators Mawer Global Balanced Fund

Co-operators Life Insurance Company | December 31, 2022



Investments. Insurance. Advice.

Quick Facts

Date fund created:	December 20, 2021
Total value on December 31, 2022:	\$1,333,000
Net Asset Value Per Unit:	\$88.41
Number of Units Outstanding:	14,998
Management Expense Ratio (MER):	2.79%
Portfolio Turnover Rate at December 31, 2022:	15.23%
Minimum Investment:	\$25
Portfolio Manager:	Mawer Investment Management Ltd.

What does the Fund invest in?

This fund invests in government and corporate bonds and debentures along with equities of small, medium, and large sized companies throughout the world.

Top 10 Holdings

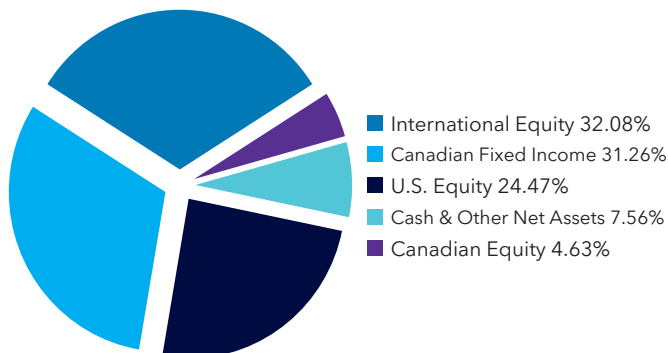
Mawer Canadian Bond Fund	31.26%
Marsh & McLennan Companies Inc.	3.14%
Alimentation Couche-Tard Inc.	2.43%
AON plc	2.40%
Wolters Kluwer N.V.	2.29%
CGI Group Inc.	2.20%
KDDI Corporation	2.18%
Microsoft Corporation	2.01%
Roche Holding AG	1.91%
Johnson & Johnson	1.84%

The top 10 investments make up 51.66% of the fund.

Total number of investments: 66

Investment Segmentation

At December 31, 2022



How has the Fund performed?

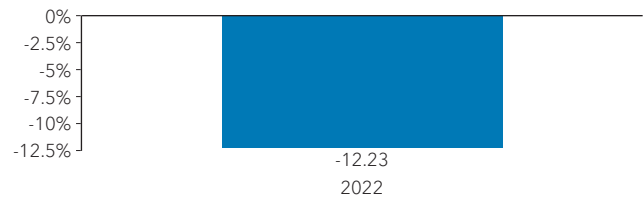
This section tells you how the fund has performed over the past 1 year(s). Returns are after the MER has been deducted. It is important to note that this does not tell you how the fund will perform in the future.

Average Return

A person who invested \$1,000 in the fund 1 year(s) ago now has \$877.68. This works out to an average of -12.23% per year.

Year-by-year Returns

This chart shows how the fund has performed in each of the past 1 year(s). In the last 1 year(s) the fund was up in value 0 year(s) and down in value 1 year(s) of the 1.



How risky is it?

The value of your investments can go down. Please see the Information Folder for further details.



Are there any guarantees?

This segregated fund is being offered under an insurance contract. It comes with guarantees that may protect a policyholder's investment if the markets go down. The Management Expense Ratio (MER) includes the insurance cost for the guarantee. For details please refer to the Information Folder and Policy.

FUND FACTS

Versatile Asset® II

Co-operators Mawer Global Balanced Fund

Co-operators Life Insurance Company | December 31, 2022



Investments. Insurance. Advice.

Who is this Fund for?

For investors seeking both growth and income through a combination of equities and fixed income securities and who have a medium to long-term investment horizon. Investors should be comfortable with some ups and downs of the market.

How much does it cost?

The following shows the fees and expenses you could pay to buy, own and sell units of the fund.

1. Surrender Charges

Surrender Charge Option	What you pay	How it works
Back-end load	If you sell all of your funds in:	The deferred sales charge is a set rate. It is deducted from the amount that you sell.
	Less than 2 years	5% When you make a deposit, Co-operators pays your financial advisor a commission of 3%.
	2, but less than 3	4% If you have an RRSP or non-registered account you can withdraw 10% of the value of the units of your segregated funds at December 31 without paying a deferred sales charge.
	3, but less than 4	3%
	4, but less than 5	2% You can switch to units of other funds under the policy without paying a deferred sales charge.
	5, but less than 6	1%
	After 6 years	0%
No-load		There are no deferred sales charges.

2. Ongoing Fund Expense

The Management Expense Ratio (MER) includes the management fee and operating expenses of the fund. The MER includes the insurance cost for the guarantee. You do not pay these expenses directly. They affect you because they reduce the return you get on your investment. For details about how the guarantee works, see your Policy and Information Folder. For details on the MER, please see the Information Folder.

Surrender Charge Option	MER (annual rate as a % of the fund value)
Back-end load	2.79%

Trailing Commission

Co-operators Life Insurance Company pays your financial advisor a trailing commission for as long as you own segregated funds. It is for the services and advice your financial advisor provides you. The annual trailing commission of 0.40% is paid from the management fee and is based on the value of your fund assets.

3. Other Fees

You may pay other fees when you sell or transfer units of the fund.

Withdrawal service fee	\$25 after the first withdrawal each calendar year
Interfund transfer fee	\$20 after the fourth interfund transfer each calendar year

What if I change my mind?

You can change your mind within two business days of the earlier of the date you received confirmation or five business days after it is mailed. You have to tell us in writing (email, fax, or letter) that you want to cancel. The amount returned will be the lesser of the amount you invested or the value of the fund if it has gone down. The amount returned only applies to the specific transaction.

You can also change your mind about subsequent transactions you make under the policy within two business days from the date you received confirmation. In this case, the right to cancel only applies to the new transaction.

For more information

The summary may not contain all the information you need. Please read the Policy and Information Folder.

Co-operators Life Insurance Company
1900 Albert Street Regina, SK S4P 4K8

Phone: 1-800-454-8061

Email: phs_wealth_mgmt@cooperators.ca

FUND FACTS

Versatile Asset® II

Co-operators Canadian Equity Fund



Investments. Insurance. Advice.

Co-operators Life Insurance Company | December 31, 2022

Quick Facts

Date fund created:	February 9, 1999
Total value on December 31, 2022:	\$186,739,000
Net Asset Value Per Unit:	\$408.72
Number of Units Outstanding:	913,676
Management Expense Ratio (MER):	2.52%
Portfolio Turnover Rate at December 31, 2022:	20.19%
Minimum Investment:	\$25
Portfolio Manager:	Addenda Capital Inc.

What does the Fund invest in?

This fund invests in Canadian equities of medium to large sized companies.

Top 10 Holdings

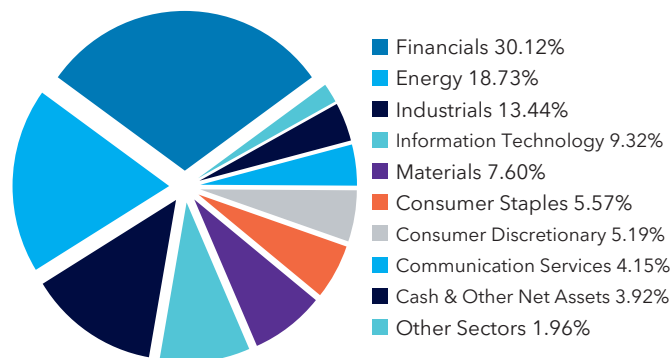
Toronto-Dominion Bank	6.98%
Royal Bank of Canada	4.75%
Bank of Montreal	4.38%
Canadian Natural Resources Ltd.	4.37%
Enbridge Inc.	4.04%
Brookfield Corporation	4.00%
Nutrien Ltd.	3.82%
Bank of Nova Scotia	3.64%
Canadian Pacific Railway Company	3.53%
Canadian National Railway Company	3.27%

The top 10 investments make up 42.78% of the fund.

Total number of investments: 54

Investment Segmentation

At December 31, 2022



How has the Fund performed?

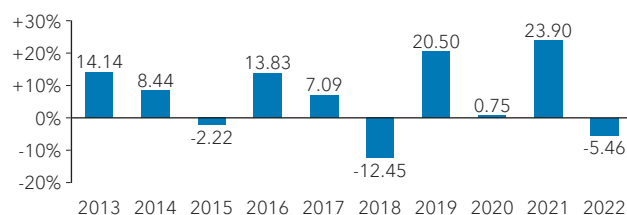
This section tells you how the fund has performed over the past 10 year(s). Returns are after the MER has been deducted. It is important to note that this does not tell you how the fund will perform in the future.

Average Return

A person who invested \$1,000 in the fund 10 year(s) ago now has \$1,836.66. This works out to an average of 6.27% per year.

Year-by-year Returns

This chart shows how the fund has performed in each of the past 10 year(s). In the last 10 year(s) the fund was up in value 7 year(s) and down in value 3 year(s) of the 10.



How risky is it?

The value of your investments can go down. Please see the Information Folder for further details.



Are there any guarantees?

This segregated fund is being offered under an insurance contract. It comes with guarantees that may protect a policyholder's investment if the markets go down. The Management Expense Ratio (MER) includes the insurance cost for the guarantee. For details please refer to the Information Folder and Policy.

FUND FACTS

Versatile Asset® II

Co-operators Canadian Equity Fund



Investments. Insurance. Advice.

Co-operators Life Insurance Company | December 31, 2022

Who is this Fund for?

For investors seeking growth provided by capital appreciation of Canadian equities and with a long-term investment horizon. Investors should be comfortable with moderate ups and downs of the market.

How much does it cost?

The following shows the fees and expenses you could pay to buy, own and sell units of the fund.

1. Surrender Charges

Surrender Charge Option	What you pay	How it works
Back-end load	If you sell all of your funds in:	The deferred sales charge is a set rate. It is deducted from the amount that you sell.
	Less than 2 years	5% When you make a deposit, Co-operators pays your financial advisor a commission of 3%.
	2, but less than 3	4% If you have an RRSP or non-registered account you can withdraw 10% of the value of the units of your segregated funds at December 31 without paying a deferred sales charge.
	3, but less than 4	3%
	4, but less than 5	2% You can switch to units of other funds under the policy without paying a deferred sales charge.
	5, but less than 6	1%
	After 6 years	0%
No-load		There are no deferred sales charges.

2. Ongoing Fund Expense

The Management Expense Ratio (MER) includes the management fee and operating expenses of the fund. The MER includes the insurance cost for the guarantee. You do not pay these expenses directly. They affect you because they reduce the return you get on your investment. For details about how the guarantee works, see your Policy and Information Folder. For details on the MER, please see the Information Folder.

Surrender Charge Option	MER (annual rate as a % of the fund value)
Back-end load	2.52%

Trailing Commission

Co-operators Life Insurance Company pays your financial advisor a trailing commission for as long as you own segregated funds. It is for the services and advice your financial advisor provides you. The annual trailing commission of 0.40% is paid from the management fee and is based on the value of your fund assets.

3. Other Fees

You may pay other fees when you sell or transfer units of the fund.

Withdrawal service fee	\$25 after the first withdrawal each calendar year
Interfund transfer fee	\$20 after the fourth interfund transfer each calendar year

What if I change my mind?

You can change your mind within two business days of the earlier of the date you received confirmation or five business days after it is mailed. You have to tell us in writing (email, fax, or letter) that you want to cancel. The amount returned will be the lesser of the amount you invested or the value of the fund if it has gone down. The amount returned only applies to the specific transaction.

You can also change your mind about subsequent transactions you make under the policy within two business days from the date you received confirmation. In this case, the right to cancel only applies to the new transaction.

For more information

The summary may not contain all the information you need. Please read the Policy and Information Folder.

Co-operators Life Insurance Company
1900 Albert Street Regina, SK S4P 4K8

Phone: 1-800-454-8061

Email: phs_wealth_mgmt@cooperators.ca

FUND FACTS

Versatile Asset® II

Co-operators Canadian Resource Fund



Investments. Insurance. Advice.

Co-operators Life Insurance Company | December 31, 2022

Quick Facts

Date fund created:	January 18, 2000
Total value on December 31, 2022:	\$24,969,000
Net Asset Value Per Unit:	\$301.04
Number of Units Outstanding:	133,069
Management Expense Ratio (MER):	2.53%
Portfolio Turnover Rate at December 31, 2022:	61.00%
Minimum Investment:	\$25
Portfolio Manager:	Addenda Capital Inc.

What does the Fund invest in?

This fund invests in equities of businesses involved in natural resources that fit the fund's view of sustainable investing.

Top 10 Holdings

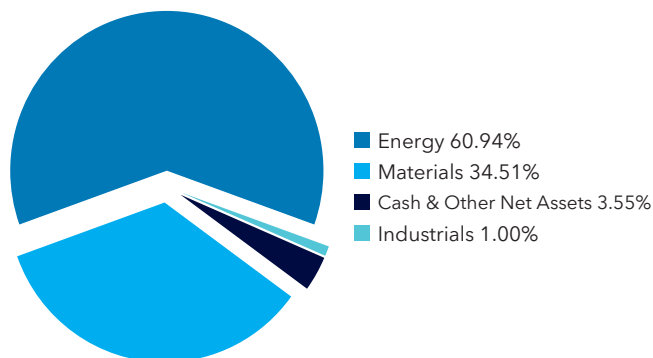
Canadian Natural Resources Ltd.	10.15%
Enbridge Inc.	8.54%
Nutrien Ltd.	7.94%
TC Energy Corporation	7.08%
Suncor Energy Inc.	6.53%
ARC Resources Ltd.	6.14%
CCL Industries Inc.	5.25%
Tourmaline Oil Corporation	5.24%
Cenovus Energy Inc.	5.19%
Franco-Nevada Corporation	4.69%

The top 10 investments make up 66.75% of the fund.

Total number of investments: 26

Investment Segmentation

At December 31, 2022



How has the Fund performed?

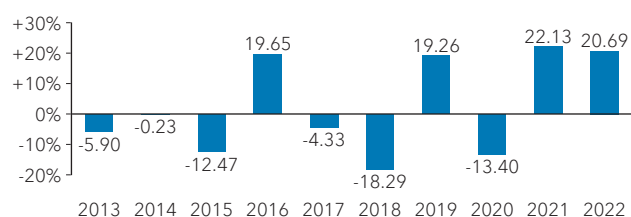
This section tells you how the fund has performed over the past 10 year(s). Returns are after the MER has been deducted. It is important to note that this does not tell you how the fund will perform in the future.

Average Return

A person who invested \$1,000 in the fund 10 year(s) ago now has \$1,169.97. This works out to an average of 1.58% per year.

Year-by-year Returns

This chart shows how the fund has performed in each of the past 10 year(s). In the last 10 year(s) the fund was up in value 4 year(s) and down in value 6 year(s) of the 10.



How risky is it?

The value of your investments can go down. Please see the Information Folder for further details.



Are there any guarantees?

This segregated fund is being offered under an insurance contract. It comes with guarantees that may protect a policyholder's investment if the markets go down. The Management Expense Ratio (MER) includes the insurance cost for the guarantee. For details please refer to the Information Folder and Policy.

FUND FACTS

Versatile Asset® II

Co-operators Canadian Resource Fund



Investments. Insurance. Advice.

Co-operators Life Insurance Company | December 31, 2022

Who is this Fund for?

For investors seeking growth provided by capital appreciation of Canadian equities focused on the energy and materials sectors and with a long-term investment horizon. Investors should be comfortable with above average ups and downs of the market.

How much does it cost?

The following shows the fees and expenses you could pay to buy, own and sell units of the fund.

1. Surrender Charges

Surrender Charge Option	What you pay	How it works
Back-end load	If you sell all of your funds in:	The deferred sales charge is a set rate. It is deducted from the amount that you sell.
	Less than 2 years	5% When you make a deposit, Co-operators pays your financial advisor a commission of 3%.
	2, but less than 3	4% If you have an RRSP or non-registered account you can withdraw 10% of the value of the units of your segregated funds at December 31 without paying a deferred sales charge.
	3, but less than 4	3%
	4, but less than 5	2% You can switch to units of other funds under the policy without paying a deferred sales charge.
	5, but less than 6	1%
	After 6 years	0%
No-load		There are no deferred sales charges.

2. Ongoing Fund Expense

The Management Expense Ratio (MER) includes the management fee and operating expenses of the fund. The MER includes the insurance cost for the guarantee. You do not pay these expenses directly. They affect you because they reduce the return you get on your investment. For details about how the guarantee works, see your Policy and Information Folder. For details on the MER, please see the Information Folder.

Surrender Charge Option	MER (annual rate as a % of the fund value)
Back-end load	2.53%

Trailing Commission

Co-operators Life Insurance Company pays your financial advisor a trailing commission for as long as you own segregated funds. It is for the services and advice your financial advisor provides you. The annual trailing commission of 0.40% is paid from the management fee and is based on the value of your fund assets.

3. Other Fees

You may pay other fees when you sell or transfer units of the fund.

Withdrawal service fee	\$25 after the first withdrawal each calendar year
Interfund transfer fee	\$20 after the fourth interfund transfer each calendar year

What if I change my mind?

You can change your mind within two business days of the earlier of the date you received confirmation or five business days after it is mailed. You have to tell us in writing (email, fax, or letter) that you want to cancel. The amount returned will be the lesser of the amount you invested or the value of the fund if it has gone down. The amount returned only applies to the specific transaction.

You can also change your mind about subsequent transactions you make under the policy within two business days from the date you received confirmation. In this case, the right to cancel only applies to the new transaction.

For more information

The summary may not contain all the information you need. Please read the Policy and Information Folder.

Co-operators Life Insurance Company
1900 Albert Street Regina, SK S4P 4K8

Phone: 1-800-454-8061

Email: phs_wealth_mgmt@cooperators.ca

FUND FACTS

Versatile Asset® II

Co-operators Fidelity True North® Fund

Co-operators Life Insurance Company | December 31, 2022



Investments. Insurance. Advice.

Quick Facts

Date fund created:	October 1, 2003
Total value on December 31, 2022:	\$98,911,000
Net Asset Value Per Unit:	\$371.95
Number of Units Outstanding:	516,197
Management Expense Ratio (MER):	3.07%
Portfolio Turnover Rate at June 30, 2022:	34.72%
Minimum Investment:	\$25
Portfolio Manager:	Fidelity Investments Canada ULC

What does the Fund invest in?

This fund invests in Canadian equity securities of small, medium and large sized companies. May invest up to 30% outside Canada.

Top 10 Holdings

Royal Bank of Canada	6.42%
Toronto-Dominion Bank	4.80%
Canadian Pacific Railway Company	4.68%
Rogers Communications Inc.	4.31%
Canadian Natural Resources Ltd.	3.56%
Canadian National Railway Company	3.31%
CGI Group Inc.	3.23%
Alimentation Couche-Tard Inc.	3.14%
Dollarama Inc.	3.09%
Intact Financial Corporation	2.68%

The top 10 investments make up 39.22% of the fund.

Total number of investments: 120

Investment Segmentation

At December 31, 2022



Canadian Equity	84.96%
Cash & Other Net Assets	9.08%
U.S. Equity	5.28%
International Equity	0.51%
Canadian Fixed Income	0.17%

How has the Fund performed?

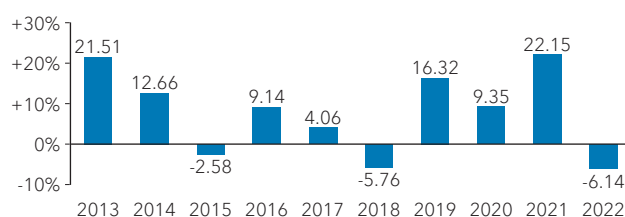
This section tells you how the fund has performed over the past 10 year(s). Returns are after the MER has been deducted. It is important to note that this does not tell you how the fund will perform in the future.

Average Return

A person who invested \$1,000 in the fund 10 year(s) ago now has \$2,081.41. This works out to an average of 7.61% per year.

Year-by-year Returns

This chart shows how the fund has performed in each of the past 10 year(s). In the last 10 year(s) the fund was up in value 7 year(s) and down in value 3 year(s) of the 10.



How risky is it?

The value of your investments can go down. Please see the Information Folder for further details.



Are there any guarantees?

This segregated fund is being offered under an insurance contract. It comes with guarantees that may protect a policyholder's investment if the markets go down. The Management Expense Ratio (MER) includes the insurance cost for the guarantee. For details please refer to the Information Folder and Policy.

FUND FACTS

Versatile Asset® II

Co-operators Fidelity True North® Fund

Co-operators Life Insurance Company | December 31, 2022



Investments. Insurance. Advice.

Who is this Fund for?

For investors seeking growth provided by capital appreciation of Canadian equities and with a long-term investment horizon. Investors should be comfortable with moderate ups and downs of the market.

How much does it cost?

The following shows the fees and expenses you could pay to buy, own and sell units of the fund.

1. Surrender Charges

Surrender Charge Option	What you pay	How it works
Back-end load	If you sell all of your funds in:	The deferred sales charge is a set rate. It is deducted from the amount that you sell.
	Less than 2 years	5% When you make a deposit, Co-operators pays your financial advisor a commission of 3%.
	2, but less than 3	4% If you have an RRSP or non-registered account you can withdraw 10% of the value of the units of your segregated funds at December 31 without paying a deferred sales charge.
	3, but less than 4	3%
	4, but less than 5	2% You can switch to units of other funds under the policy without paying a deferred sales charge.
	5, but less than 6	1%
	After 6 years	0%
No-load		There are no deferred sales charges.

2. Ongoing Fund Expense

The Management Expense Ratio (MER) includes the management fee and operating expenses of the fund. The MER includes the insurance cost for the guarantee. You do not pay these expenses directly. They affect you because they reduce the return you get on your investment. For details about how the guarantee works, see your Policy and Information Folder. For details on the MER, please see the Information Folder.

Surrender Charge Option	MER (annual rate as a % of the fund value)
Back-end load	3.07%

Trailing Commission

Co-operators Life Insurance Company pays your financial advisor a trailing commission for as long as you own segregated funds. It is for the services and advice your financial advisor provides you. The annual trailing commission of 0.40% is paid from the management fee and is based on the value of your fund assets.

3. Other Fees

You may pay other fees when you sell or transfer units of the fund.

Withdrawal service fee	\$25 after the first withdrawal each calendar year
Interfund transfer fee	\$20 after the fourth interfund transfer each calendar year

What if I change my mind?

You can change your mind within two business days of the earlier of the date you received confirmation or five business days after it is mailed. You have to tell us in writing (email, fax, or letter) that you want to cancel. The amount returned will be the lesser of the amount you invested or the value of the fund if it has gone down. The amount returned only applies to the specific transaction.

You can also change your mind about subsequent transactions you make under the policy within two business days from the date you received confirmation. In this case, the right to cancel only applies to the new transaction.

For more information

The summary may not contain all the information you need. Please read the Policy and Information Folder.

Co-operators Life Insurance Company
1900 Albert Street Regina, SK S4P 4K8

Phone: 1-800-454-8061

Email: phs_wealth_mgmt@cooperators.ca

FUND FACTS

Versatile Asset® II

Co-operators Mawer Canadian Equity Fund

Co-operators Life Insurance Company | December 31, 2022



Investments. Insurance. Advice.

Quick Facts

Date fund created:	November 1, 2012
Total value on December 31, 2022:	\$125,460,000
Net Asset Value Per Unit:	\$209.43
Number of Units Outstanding:	747,002
Management Expense Ratio (MER):	2.79%
Portfolio Turnover Rate at December 31, 2022:	24.85%
Minimum Investment:	\$25
Portfolio Manager:	Mawer Investment Management Ltd.

What does the Fund invest in?

This fund invests in Canadian equities of medium to large sized companies.

Top 10 Holdings

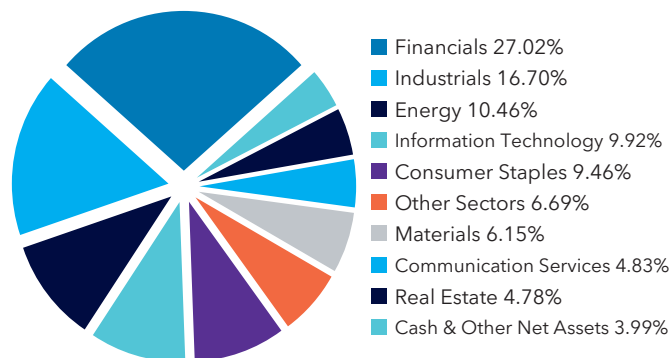
Canadian Natural Resources Ltd.	5.35%
Royal Bank of Canada	5.08%
Toronto-Dominion Bank	4.73%
Canadian Pacific Railway Company	3.92%
Finning International Inc.	3.84%
Loblaw Companies Ltd.	3.68%
Suncor Energy Inc.	3.66%
Bank of Montreal	3.63%
Alimentation Couche-Tard Inc.	3.60%
CGI Group Inc.	3.47%

The top 10 investments make up 40.96% of the fund.

Total number of investments: 48

Investment Segmentation

At December 31, 2022



How has the Fund performed?

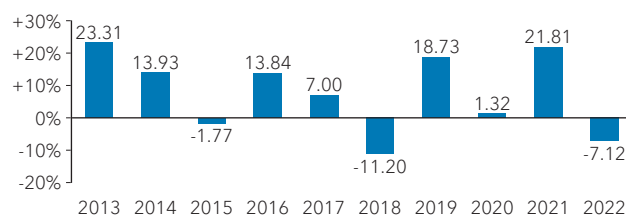
This section tells you how the fund has performed over the past 10 year(s). Returns are after the MER has been deducted. It is important to note that this does not tell you how the fund will perform in the future.

Average Return

A person who invested \$1,000 in the fund 10 year(s) ago now has \$2,031.71. This works out to an average of 7.35% per year.

Year-by-year Returns

This chart shows how the fund has performed in each of the past 10 year(s). In the last 10 year(s) the fund was up in value 7 year(s) and down in value 3 year(s) of the 10.



How risky is it?

The value of your investments can go down. Please see the Information Folder for further details.



Are there any guarantees?

This segregated fund is being offered under an insurance contract. It comes with guarantees that may protect a policyholder's investment if the markets go down. The Management Expense Ratio (MER) includes the insurance cost for the guarantee. For details please refer to the Information Folder and Policy.

FUND FACTS

Versatile Asset® II

Co-operators Mawer Canadian Equity Fund

Co-operators Life Insurance Company | December 31, 2022



Investments. Insurance. Advice.

Who is this Fund for?

For investors seeking growth provided by capital appreciation of Canadian equities and with a long-term investment horizon. Investors should be comfortable with moderate ups and downs of the market.

How much does it cost?

The following shows the fees and expenses you could pay to buy, own and sell units of the fund.

1. Surrender Charges

Surrender Charge Option	What you pay	How it works
Back-end load	If you sell all of your funds in:	The deferred sales charge is a set rate. It is deducted from the amount that you sell.
	Less than 2 years	5% When you make a deposit, Co-operators pays your financial advisor a commission of 3%.
	2, but less than 3	4% If you have an RRSP or non-registered account you can withdraw 10% of the value of the units of your segregated funds at December 31 without paying a deferred sales charge.
	3, but less than 4	3%
	4, but less than 5	2% You can switch to units of other funds under the policy without paying a deferred sales charge.
	5, but less than 6	1%
	After 6 years	0%
No-load		There are no deferred sales charges.

2. Ongoing Fund Expense

The Management Expense Ratio (MER) includes the management fee and operating expenses of the fund. The MER includes the insurance cost for the guarantee. You do not pay these expenses directly. They affect you because they reduce the return you get on your investment. For details about how the guarantee works, see your Policy and Information Folder. For details on the MER, please see the Information Folder.

Surrender Charge Option	MER (annual rate as a % of the fund value)
Back-end load	2.79%

Trailing Commission

Co-operators Life Insurance Company pays your financial advisor a trailing commission for as long as you own segregated funds. It is for the services and advice your financial advisor provides you. The annual trailing commission of 0.40% is paid from the management fee and is based on the value of your fund assets.

3. Other Fees

You may pay other fees when you sell or transfer units of the fund.

Withdrawal service fee	\$25 after the first withdrawal each calendar year
Interfund transfer fee	\$20 after the fourth interfund transfer each calendar year

What if I change my mind?

You can change your mind within two business days of the earlier of the date you received confirmation or five business days after it is mailed. You have to tell us in writing (email, fax, or letter) that you want to cancel. The amount returned will be the lesser of the amount you invested or the value of the fund if it has gone down. The amount returned only applies to the specific transaction.

You can also change your mind about subsequent transactions you make under the policy within two business days from the date you received confirmation. In this case, the right to cancel only applies to the new transaction.

For more information

The summary may not contain all the information you need. Please read the Policy and Information Folder.

Co-operators Life Insurance Company
1900 Albert Street Regina, SK S4P 4K8

Phone: 1-800-454-8061

Email: phs_wealth_mgmt@cooperators.ca

FUND FACTS

Versatile Asset® II

Co-operators PH&N Dividend Fund

Co-operators Life Insurance Company | December 31, 2022



Investments. Insurance. Advice.

Quick Facts

Date fund created:	December 20, 2021
Total value on December 31, 2022:	\$24,971,000
Net Asset Value Per Unit:	\$100.49
Number of Units Outstanding:	900,095
Management Expense Ratio (MER):	2.57%
Portfolio Turnover Rate at December 31, 2022:	19.75%
Minimum Investment:	\$25
Portfolio Manager:	RBC Global Asset Management Inc.

What does the Fund invest in?

This fund invests in primarily dividend paying or income producing Canadian securities.

Top 10 Holdings

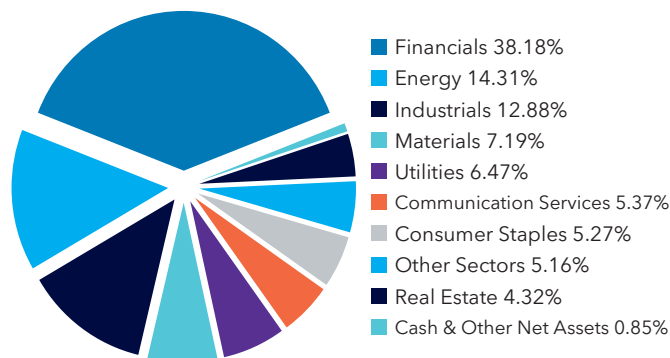
Royal Bank of Canada	8.32%
Toronto-Dominion Bank	7.52%
Canadian National Railway Company	4.30%
Canadian Pacific Railway Company	4.24%
Bank of Montreal	4.07%
Enbridge Inc.	3.98%
Brookfield Corporation	3.33%
Manulife Financial Corporation	3.21%
Alimentation Couche-Tard Inc.	3.05%
Bank of Nova Scotia	3.04%

The top 10 investments make up 45.06% of the fund.

Total number of investments: 53

Investment Segmentation

At December 31, 2022



How has the Fund performed?

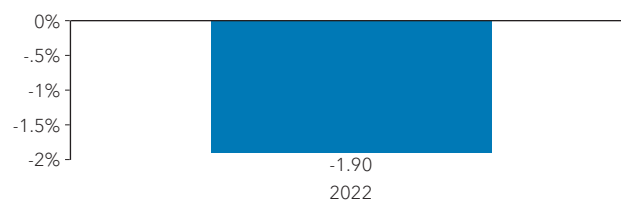
This section tells you how the fund has performed over the past 1 year(s). Returns are after the MER has been deducted. It is important to note that this does not tell you how the fund will perform in the future.

Average Return

A person who invested \$1,000 in the fund 1 year(s) ago now has \$981.05. This works out to an average of -1.90% per year.

Year-by-year Returns

This chart shows how the fund has performed in each of the past 1 year(s). In the last 1 year(s) the fund was up in value 0 year(s) and down in value 1 year(s) of the 1.



How risky is it?

The value of your investments can go down. Please see the Information Folder for further details.



Are there any guarantees?

This segregated fund is being offered under an insurance contract. It comes with guarantees that may protect a policyholder's investment if the markets go down. The Management Expense Ratio (MER) includes the insurance cost for the guarantee. For details please refer to the Information Folder and Policy.

FUND FACTS

Versatile Asset® II

Co-operators PH&N Dividend Fund

Co-operators Life Insurance Company | December 31, 2022



Investments. Insurance. Advice.

Who is this Fund for?

For investors seeking income and growth provided by capital appreciation of Canadian equities and with a medium to long-term investment horizon. Investors should be comfortable with moderate ups and downs of the market.

How much does it cost?

The following shows the fees and expenses you could pay to buy, own and sell units of the fund.

1. Surrender Charges

Surrender Charge Option	What you pay	How it works
Back-end load	If you sell all of your funds in:	The deferred sales charge is a set rate. It is deducted from the amount that you sell.
	Less than 2 years	5% When you make a deposit, Co-operators pays your financial advisor a commission of 3%.
	2, but less than 3	4% If you have an RRSP or non-registered account you can withdraw 10% of the value of the units of your segregated funds at December 31 without paying a deferred sales charge.
	3, but less than 4	3%
	4, but less than 5	2% You can switch to units of other funds under the policy without paying a deferred sales charge.
	5, but less than 6	1%
	After 6 years	0%
No-load		There are no deferred sales charges.

2. Ongoing Fund Expense

The Management Expense Ratio (MER) includes the management fee and operating expenses of the fund. The MER includes the insurance cost for the guarantee. You do not pay these expenses directly. They affect you because they reduce the return you get on your investment. For details about how the guarantee works, see your Policy and Information Folder. For details on the MER, please see the Information Folder.

Surrender Charge Option	MER (annual rate as a % of the fund value)
Back-end load	2.57%

Trailing Commission

Co-operators Life Insurance Company pays your financial advisor a trailing commission for as long as you own segregated funds. It is for the services and advice your financial advisor provides you. The annual trailing commission of 0.40% is paid from the management fee and is based on the value of your fund assets.

3. Other Fees

You may pay other fees when you sell or transfer units of the fund.

Withdrawal service fee	\$25 after the first withdrawal each calendar year
Interfund transfer fee	\$20 after the fourth interfund transfer each calendar year

What if I change my mind?

You can change your mind within two business days of the earlier of the date you received confirmation or five business days after it is mailed. You have to tell us in writing (email, fax, or letter) that you want to cancel. The amount returned will be the lesser of the amount you invested or the value of the fund if it has gone down. The amount returned only applies to the specific transaction.

You can also change your mind about subsequent transactions you make under the policy within two business days from the date you received confirmation. In this case, the right to cancel only applies to the new transaction.

For more information

The summary may not contain all the information you need. Please read the Policy and Information Folder.

Co-operators Life Insurance Company
1900 Albert Street Regina, SK S4P 4K8

Phone: 1-800-454-8061

Email: phs_wealth_mgmt@cooperators.ca

FUND FACTS
Versatile Asset® II
Co-operators Fidelity Global Fund



Investments. Insurance. Advice.

Co-operators Life Insurance Company | December 31, 2022

Quick Facts

Date fund created:	October 1, 2003
Total value on December 31, 2022:	\$55,307,000
Net Asset Value Per Unit:	\$224.04
Number of Units Outstanding:	288,074
Management Expense Ratio (MER):	3.46%
Portfolio Turnover Rate at March 31, 2022:	37.64%
Minimum Investment:	\$25
Portfolio Manager:	Fidelity Investments Canada ULC

What does the Fund invest in?

This fund invests in equities of small, medium and large sized companies located anywhere in the world.

Top 10 Holdings

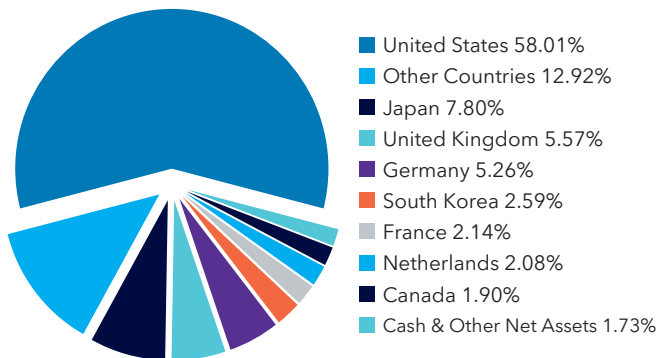
Microsoft Corporation	4.41%
Alphabet Inc.	2.37%
JPMorgan Chase & Co.	2.34%
UnitedHealth Group Inc.	2.21%
Johnson & Johnson	2.06%
Canadian Pacific Railway Company	1.90%
HCA Healthcare Inc.	1.87%
Amerisource Bergen Corporation	1.82%
Mastercard Incorporated	1.77%
Cigna Corporation	1.60%

The top 10 investments make up 22.35% of the fund.

Total number of investments: 116

Investment Segmentation

At December 31, 2022



How has the Fund performed?

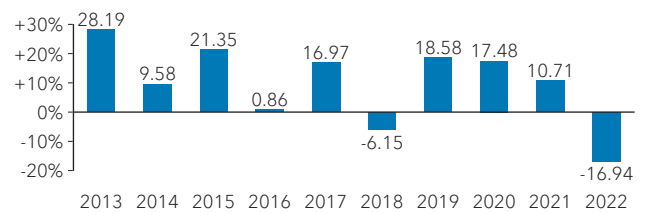
This section tells you how the fund has performed over the past 10 year(s). Returns are after the MER has been deducted. It is important to note that this does not tell you how the fund will perform in the future.

Average Return

A person who invested \$1,000 in the fund 10 year(s) ago now has \$2,417.47. This works out to an average of 9.23% per year.

Year-by-year Returns

This chart shows how the fund has performed in each of the past 10 year(s). In the last 10 year(s) the fund was up in value 8 year(s) and down in value 2 year(s) of the 10.



How risky is it?

The value of your investments can go down. Please see the Information Folder for further details.



Are there any guarantees?

This segregated fund is being offered under an insurance contract. It comes with guarantees that may protect a policyholder's investment if the markets go down. The Management Expense Ratio (MER) includes the insurance cost for the guarantee. For details please refer to the Information Folder and Policy.

FUND FACTS

Versatile Asset® II

Co-operators Fidelity Global Fund



Investments. Insurance. Advice.

Co-operators Life Insurance Company | December 31, 2022

Who is this Fund for?

For investors seeking growth in a broad range of foreign equities in countries around the world and with a long-term investment horizon. Investors should be comfortable with moderate ups and downs of the market.

How much does it cost?

The following shows the fees and expenses you could pay to buy, own and sell units of the fund.

1. Surrender Charges

Surrender Charge Option	What you pay	How it works
Back-end load	If you sell all of your funds in:	The deferred sales charge is a set rate. It is deducted from the amount that you sell.
	Less than 2 years	5% When you make a deposit, Co-operators pays your financial advisor a commission of 3%.
	2, but less than 3	4% If you have an RRSP or non-registered account you can withdraw 10% of the value of the units of your segregated funds at December 31 without paying a deferred sales charge.
	3, but less than 4	3%
	4, but less than 5	2% You can switch to units of other funds under the policy without paying a deferred sales charge.
	5, but less than 6	1%
	After 6 years	0%
No-load		There are no deferred sales charges.

2. Ongoing Fund Expense

The Management Expense Ratio (MER) includes the management fee and operating expenses of the fund. The MER includes the insurance cost for the guarantee. You do not pay these expenses directly. They affect you because they reduce the return you get on your investment. For details about how the guarantee works, see your Policy and Information Folder. For details on the MER, please see the Information Folder.

Surrender Charge Option	MER (annual rate as a % of the fund value)
Back-end load	3.46%

Trailing Commission

Co-operators Life Insurance Company pays your financial advisor a trailing commission for as long as you own segregated funds. It is for the services and advice your financial advisor provides you. The annual trailing commission of 0.40% is paid from the management fee and is based on the value of your fund assets.

3. Other Fees

You may pay other fees when you sell or transfer units of the fund.

Withdrawal service fee	\$25 after the first withdrawal each calendar year
Interfund transfer fee	\$20 after the fourth interfund transfer each calendar year

What if I change my mind?

You can change your mind within two business days of the earlier of the date you received confirmation or five business days after it is mailed. You have to tell us in writing (email, fax, or letter) that you want to cancel. The amount returned will be the lesser of the amount you invested or the value of the fund if it has gone down. The amount returned only applies to the specific transaction.

You can also change your mind about subsequent transactions you make under the policy within two business days from the date you received confirmation. In this case, the right to cancel only applies to the new transaction.

For more information

The summary may not contain all the information you need. Please read the Policy and Information Folder.

Co-operators Life Insurance Company
1900 Albert Street Regina, SK S4P 4K8

Phone: 1-800-454-8061

Email: phs_wealth_mgmt@cooperators.ca

FUND FACTS
Versatile Asset® II
Co-operators Global Equity Fund



Co-operators Life Insurance Company | December 31, 2022

Quick Facts

Date fund created:	December 22, 2014
Total value on December 31, 2022:	\$24,614,000
Net Asset Value Per Unit:	\$84.91
Number of Units Outstanding:	208,823
Management Expense Ratio (MER):	3.00%
Portfolio Turnover Rate at December 31, 2022:	33.82%
Minimum Investment:	\$25
Portfolio Manager:	Addenda Capital Inc.

What does the Fund invest in?

This fund invests in equity securities of medium to large sized companies throughout the world that fit the fund's view of sustainable investing.

Top 10 Holdings

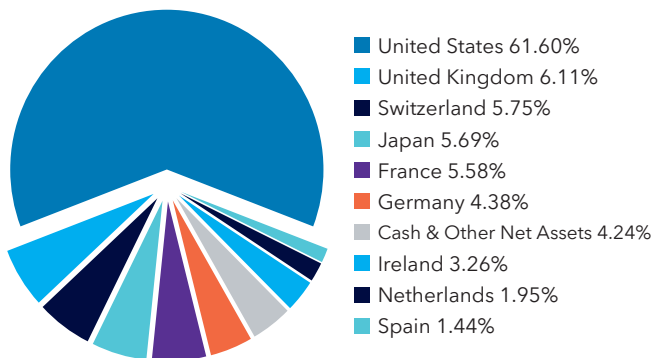
Thermo Fisher Scientific Inc.	3.42%
Unitedhealth Group Inc.	3.25%
Visa Inc.	3.01%
Microsoft Corporation	2.96%
Fiserv, Inc.	2.88%
CVS Health Corporation	2.83%
Middleby Corporation	2.59%
Becton, Dickinson and Company	2.46%
Wabtec Corporation	2.23%
United Parcel Service Inc.	2.16%

The top 10 investments make up 27.79% of the fund.

Total number of investments: 64

Investment Segmentation

At December 31, 2022



How has the Fund performed?

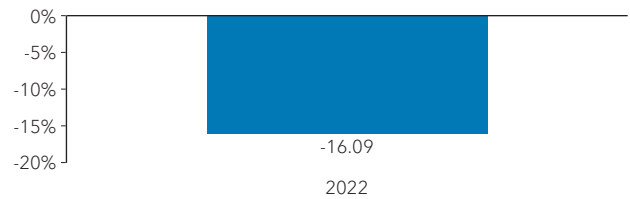
This section tells you how the fund has performed over the past 1 year(s). Returns are after the MER has been deducted. It is important to note that this does not tell you how the fund will perform in the future.

Average Return

A person who invested \$1,000 in the fund 1 year(s) ago now has \$839.15. This works out to an average of -16.09% per year.

Year-by-year Returns

This chart shows how the fund has performed in each of the past 1 year(s). In the last 1 year(s) the fund was up in value 0 year(s) and down in value 1 year(s) of the 1.



How risky is it?

The value of your investments can go down. Please see the Information Folder for further details.



Are there any guarantees?

This segregated fund is being offered under an insurance contract. It comes with guarantees that may protect a policyholder's investment if the markets go down. The Management Expense Ratio (MER) includes the insurance cost for the guarantee. For details please refer to the Information Folder and Policy.

FUND FACTS

Versatile Asset® II

Co-operators Global Equity Fund



Co-operators Life Insurance Company | December 31, 2022

Who is this Fund for?

For investors seeking growth over a long-term investment horizon and who want to invest in a broad range of sustainable equities in countries throughout the world. Investors should be comfortable with moderate ups and downs of the market.

How much does it cost?

The following shows the fees and expenses you could pay to buy, own and sell units of the fund.

1. Surrender Charges

Surrender Charge Option	What you pay	How it works
Back-end load	If you sell all of your funds in:	The deferred sales charge is a set rate. It is deducted from the amount that you sell.
	Less than 2 years	5% When you make a deposit, Co-operators pays your financial advisor a commission of 3%.
	2, but less than 3	4% If you have an RRSP or non-registered account you can withdraw 10% of the value of the units of your segregated funds at December 31 without paying a deferred sales charge.
	3, but less than 4	3%
	4, but less than 5	2% You can switch to units of other funds under the policy without paying a deferred sales charge.
	5, but less than 6	1%
	After 6 years	0%
No-load		There are no deferred sales charges.

2. Ongoing Fund Expense

The Management Expense Ratio (MER) includes the management fee and operating expenses of the fund. The MER includes the insurance cost for the guarantee. You do not pay these expenses directly. They affect you because they reduce the return you get on your investment. For details about how the guarantee works, see your Policy and Information Folder. For details on the MER, please see the Information Folder.

Surrender Charge Option	MER (annual rate as a % of the fund value)
Back-end load	3.00%

Trailing Commission

Co-operators Life Insurance Company pays your financial advisor a trailing commission for as long as you own segregated funds. It is for the services and advice your financial advisor provides you. The annual trailing commission of 0.40% is paid from the management fee and is based on the value of your fund assets.

3. Other Fees

You may pay other fees when you sell or transfer units of the fund.

Withdrawal service fee	\$25 after the first withdrawal each calendar year
Interfund transfer fee	\$20 after the fourth interfund transfer each calendar year

What if I change my mind?

You can change your mind within two business days of the earlier of the date you received confirmation or five business days after it is mailed. You have to tell us in writing (email, fax, or letter) that you want to cancel. The amount returned will be the lesser of the amount you invested or the value of the fund if it has gone down. The amount returned only applies to the specific transaction.

You can also change your mind about subsequent transactions you make under the policy within two business days from the date you received confirmation. In this case, the right to cancel only applies to the new transaction.

For more information

The summary may not contain all the information you need. Please read the Policy and Information Folder.

Co-operators Life Insurance Company
1900 Albert Street Regina, SK S4P 4K8

Phone: 1-800-454-8061

Email: phs_wealth_mgmt@cooperators.ca

FUND FACTS

Versatile Asset® II

Co-operators International Equity Fund

Co-operators Life Insurance Company | December 31, 2022



Investments. Insurance. Advice.

Quick Facts

Date fund created:	December 20, 2021
Total value on December 31, 2022:	\$613,000
Net Asset Value Per Unit:	\$82.18
Number of Units Outstanding:	7,210
Management Expense Ratio (MER):	3.00%
Portfolio Turnover Rate at December 31, 2022:	68.11%
Minimum Investment:	\$25
Portfolio Manager:	Addenda Capital Inc.

What does the Fund invest in?

This fund invests in equity securities of medium to large sized companies generally located outside of Canada and the United States that fit the fund's view of sustainable investing.

Top 10 Holdings

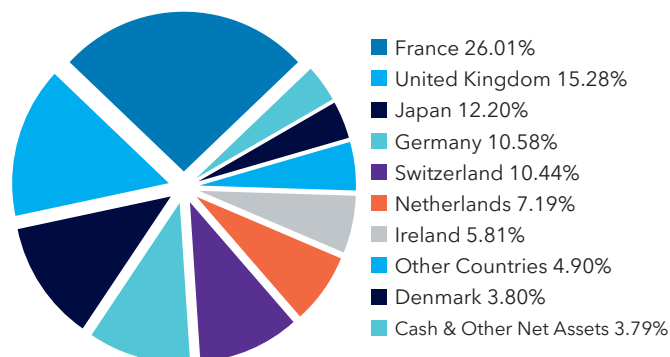
Novo Nordisk A/S	3.80%
LVMH Moët Hennessy Louis Vuitton SE	3.70%
Schneider Electric S.A.	3.64%
Linde AG	3.58%
RELX Group plc	3.32%
Compagnie Financière Richemont SA	3.24%
Experian plc	3.21%
SAP SE	2.88%
Prudential plc	2.85%
Diageo plc	2.77%

The top 10 investments make up 32.99% of the fund.

Total number of investments: 51

Investment Segmentation

At December 31, 2022



How has the Fund performed?

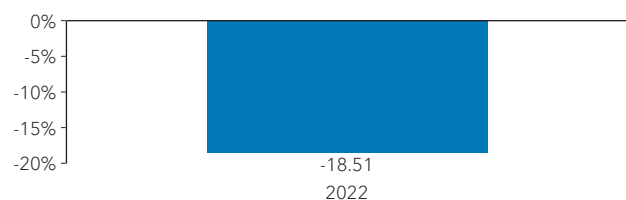
This section tells you how the fund has performed over the past 1 year(s). Returns are after the MER has been deducted. It is important to note that this does not tell you how the fund will perform in the future.

Average Return

A person who invested \$1,000 in the fund 1 year(s) ago now has \$814.89. This works out to an average of -18.51% per year.

Year-by-year Returns

This chart shows how the fund has performed in each of the past 1 year(s). In the last 1 year(s) the fund was up in value 0 year(s) and down in value 1 year(s) of the 1.



How risky is it?

The value of your investments can go down. Please see the Information Folder for further details.



Are there any guarantees?

This segregated fund is being offered under an insurance contract. It comes with guarantees that may protect a policyholder's investment if the markets go down. The Management Expense Ratio (MER) includes the insurance cost for the guarantee. For details please refer to the Information Folder and Policy.

FUND FACTS

Versatile Asset® II

Co-operators International Equity Fund

Co-operators Life Insurance Company | December 31, 2022



Investments. Insurance. Advice.

Who is this Fund for?

For investors seeking growth over a long-term investment horizon and who want to invest in a broad range of sustainable equities in countries primarily outside of North America. Investors should be comfortable with moderate ups and downs of the market.

How much does it cost?

The following shows the fees and expenses you could pay to buy, own and sell units of the fund.

1. Surrender Charges

Surrender Charge Option	What you pay	How it works
Back-end load	If you sell all of your funds in:	The deferred sales charge is a set rate. It is deducted from the amount that you sell.
	Less than 2 years	5% When you make a deposit, Co-operators pays your financial advisor a commission of 3%.
	2, but less than 3	4% If you have an RRSP or non-registered account you can withdraw 10% of the value of the units of your segregated funds at December 31 without paying a deferred sales charge.
	3, but less than 4	3%
	4, but less than 5	2% You can switch to units of other funds under the policy without paying a deferred sales charge.
	5, but less than 6	1%
	After 6 years	0%
No-load		There are no deferred sales charges.

2. Ongoing Fund Expense

The Management Expense Ratio (MER) includes the management fee and operating expenses of the fund. The MER includes the insurance cost for the guarantee. You do not pay these expenses directly. They affect you because they reduce the return you get on your investment. For details about how the guarantee works, see your Policy and Information Folder. For details on the MER, please see the Information Folder.

Surrender Charge Option	MER (annual rate as a % of the fund value)
Back-end load	3.00%

Trailing Commission

Co-operators Life Insurance Company pays your financial advisor a trailing commission for as long as you own segregated funds. It is for the services and advice your financial advisor provides you. The annual trailing commission of 0.40% is paid from the management fee and is based on the value of your fund assets.

3. Other Fees

You may pay other fees when you sell or transfer units of the fund.

Withdrawal service fee	\$25 after the first withdrawal each calendar year
Interfund transfer fee	\$20 after the fourth interfund transfer each calendar year

What if I change my mind?

You can change your mind within two business days of the earlier of the date you received confirmation or five business days after it is mailed. You have to tell us in writing (email, fax, or letter) that you want to cancel. The amount returned will be the lesser of the amount you invested or the value of the fund if it has gone down. The amount returned only applies to the specific transaction.

You can also change your mind about subsequent transactions you make under the policy within two business days from the date you received confirmation. In this case, the right to cancel only applies to the new transaction.

For more information

The summary may not contain all the information you need. Please read the Policy and Information Folder.

Co-operators Life Insurance Company
1900 Albert Street Regina, SK S4P 4K8

Phone: 1-800-454-8061

Email: phs_wealth_mgmt@cooperators.ca

FUND FACTS

Versatile Asset® II

Co-operators Mawer International Equity Fund

Co-operators Life Insurance Company | December 31, 2022



Investments. Insurance. Advice.

Quick Facts

Date fund created:	November 1, 2012
Total value on December 31, 2022:	\$140,683,000
Net Asset Value Per Unit:	\$189.07
Number of Units Outstanding:	1,125,497
Management Expense Ratio (MER):	2.96%
Portfolio Turnover Rate at December 31, 2022:	28.13%
Minimum Investment:	\$25
Portfolio Manager:	Mawer Investment Management Ltd.

What does the Fund invest in?

This fund invests in equity securities of medium to large sized companies generally located outside of Canada and the United States.

Top 10 Holdings

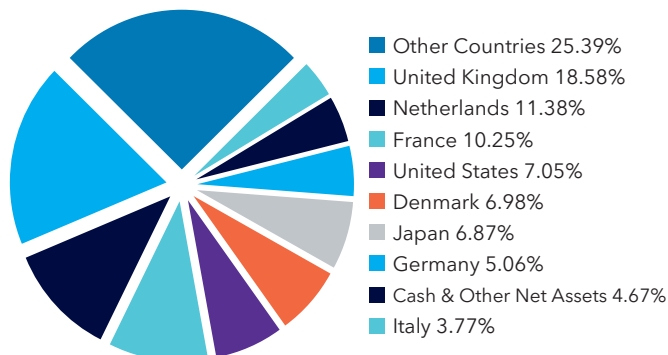
AON plc	5.65%
Wolters Kluwer N.V.	4.64%
Bunzl plc	3.49%
RELX Group plc	3.44%
Taiwan Semiconductor Manufacturing Company Ltd.	2.98%
LVMH Moët Hennessy Louis Vuitton SE	2.96%
Novo Nordisk A/S	2.84%
Roche Holding AG	2.56%
AstraZeneca PLC	2.53%
Deutsche Boerse AG	2.37%

The top 10 investments make up 33.46% of the fund.

Total number of investments: 67

Investment Segmentation

At December 31, 2022



How has the Fund performed?

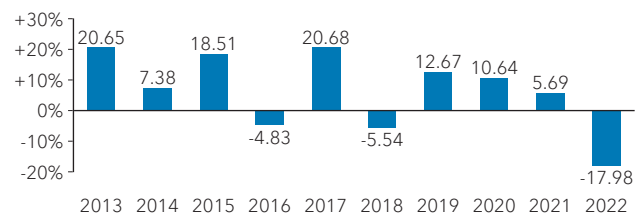
This section tells you how the fund has performed over the past 10 year(s). Returns are after the MER has been deducted. It is important to note that this does not tell you how the fund will perform in the future.

Average Return

A person who invested \$1,000 in the fund 10 year(s) ago now has \$1,799.80. This works out to an average of 6.05% per year.

Year-by-year Returns

This chart shows how the fund has performed in each of the past 10 year(s). In the last 10 year(s) the fund was up in value 7 year(s) and down in value 3 year(s) of the 10.



How risky is it?

The value of your investments can go down. Please see the Information Folder for further details.



Are there any guarantees?

This segregated fund is being offered under an insurance contract. It comes with guarantees that may protect a policyholder's investment if the markets go down. The Management Expense Ratio (MER) includes the insurance cost for the guarantee. For details please refer to the Information Folder and Policy.

FUND FACTS

Versatile Asset® II

Co-operators Mawer International Equity Fund

Co-operators Life Insurance Company | December 31, 2022



Investments. Insurance. Advice.

Who is this Fund for?

For investors seeking growth in a broad range of primarily non-North American equities and with a long-term investment horizon. Investors should be comfortable with moderate ups and downs of the market.

How much does it cost?

The following shows the fees and expenses you could pay to buy, own and sell units of the fund.

1. Surrender Charges

Surrender Charge Option	What you pay	How it works
Back-end load	If you sell all of your funds in:	The deferred sales charge is a set rate. It is deducted from the amount that you sell.
	Less than 2 years	5% When you make a deposit, Co-operators pays your financial advisor a commission of 3%.
	2, but less than 3	4% If you have an RRSP or non-registered account you can withdraw 10% of the value of the units of your segregated funds at December 31 without paying a deferred sales charge.
	3, but less than 4	3%
	4, but less than 5	2% You can switch to units of other funds under the policy without paying a deferred sales charge.
	5, but less than 6	1%
	After 6 years	0%
No-load		There are no deferred sales charges.

2. Ongoing Fund Expense

The Management Expense Ratio (MER) includes the management fee and operating expenses of the fund. The MER includes the insurance cost for the guarantee. You do not pay these expenses directly. They affect you because they reduce the return you get on your investment. For details about how the guarantee works, see your Policy and Information Folder. For details on the MER, please see the Information Folder.

Surrender Charge Option	MER (annual rate as a % of the fund value)
Back-end load	2.96%

Trailing Commission

Co-operators Life Insurance Company pays your financial advisor a trailing commission for as long as you own segregated funds. It is for the services and advice your financial advisor provides you. The annual trailing commission of 0.40% is paid from the management fee and is based on the value of your fund assets.

3. Other Fees

You may pay other fees when you sell or transfer units of the fund.

Withdrawal service fee	\$25 after the first withdrawal each calendar year
Interfund transfer fee	\$20 after the fourth interfund transfer each calendar year

What if I change my mind?

You can change your mind within two business days of the earlier of the date you received confirmation or five business days after it is mailed. You have to tell us in writing (email, fax, or letter) that you want to cancel. The amount returned will be the lesser of the amount you invested or the value of the fund if it has gone down. The amount returned only applies to the specific transaction.

You can also change your mind about subsequent transactions you make under the policy within two business days from the date you received confirmation. In this case, the right to cancel only applies to the new transaction.

For more information

The summary may not contain all the information you need. Please read the Policy and Information Folder.

Co-operators Life Insurance Company
1900 Albert Street Regina, SK S4P 4K8

Phone: 1-800-454-8061

Email: phs_wealth_mgmt@cooperators.ca

FUND FACTS

Versatile Asset® II

Co-operators Mawer U.S. Equity Fund

Co-operators Life Insurance Company | December 31, 2022



Investments. Insurance. Advice.

Quick Facts

Date fund created:	December 20, 2021
Total value on December 31, 2022:	\$1,643,000
Net Asset Value Per Unit:	\$88.35
Number of Units Outstanding:	18,477
Management Expense Ratio (MER):	2.57%
Portfolio Turnover Rate at December 31, 2022:	9.49%
Minimum Investment:	\$25
Portfolio Manager:	Mawer Investment Management Ltd.

What does the Fund invest in?

This fund invests in equities of medium to large sized companies located in the United States.

Top 10 Holdings

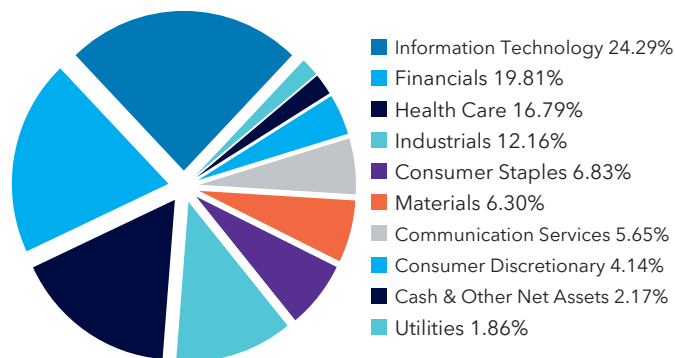
Marsh & McLennan Companies Inc.	4.60%
Microsoft Corporation	4.28%
Amphenol Corporation	4.27%
Visa Inc.	3.89%
Procter & Gamble Company	3.49%
UnitedHealth Group Inc.	3.33%
Waters Corporation	3.26%
Alphabet Inc.	3.22%
Becton, Dickinson and Company	3.09%
Arthur J. Gallagher & Co.	3.06%

The top 10 investments make up 36.49% of the fund.

Total number of investments: 62

Investment Segmentation

At December 31, 2022



How has the Fund performed?

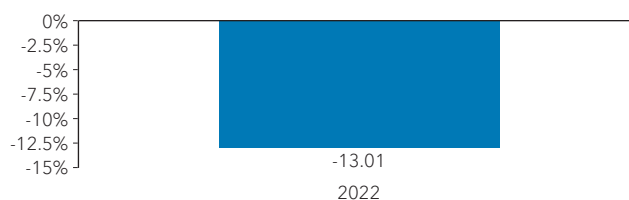
This section tells you how the fund has performed over the past 1 year(s). Returns are after the MER has been deducted. It is important to note that this does not tell you how the fund will perform in the future.

Average Return

A person who invested \$1,000 in the fund 1 year(s) ago now has \$869.95. This works out to an average of -13.01% per year.

Year-by-year Returns

This chart shows how the fund has performed in each of the past 1 year(s). In the last 1 year(s) the fund was up in value 0 year(s) and down in value 1 year(s) of the 1.



How risky is it?

The value of your investments can go down. Please see the Information Folder for further details.



Are there any guarantees?

This segregated fund is being offered under an insurance contract. It comes with guarantees that may protect a policyholder's investment if the markets go down. The Management Expense Ratio (MER) includes the insurance cost for the guarantee. For details please refer to the Information Folder and Policy.

FUND FACTS

Versatile Asset® II

Co-operators Mawer U.S. Equity Fund



Investments. Insurance. Advice.

Co-operators Life Insurance Company | December 31, 2022

Who is this Fund for?

For investors seeking growth with a long-term investment horizon and who want to invest primarily in equities of large companies based in the United States. Investors should be comfortable with moderate ups and downs of the market.

How much does it cost?

The following shows the fees and expenses you could pay to buy, own and sell units of the fund.

1. Surrender Charges

Surrender Charge Option	What you pay	How it works
Back-end load	If you sell all of your funds in:	The deferred sales charge is a set rate. It is deducted from the amount that you sell.
	Less than 2 years	5% When you make a deposit, Co-operators pays your financial advisor a commission of 3%.
	2, but less than 3	4% If you have an RRSP or non-registered account you can withdraw 10% of the value of the units of your segregated funds at December 31 without paying a deferred sales charge.
	3, but less than 4	3%
	4, but less than 5	2% You can switch to units of other funds under the policy without paying a deferred sales charge.
	5, but less than 6	1%
	After 6 years	0%
No-load		There are no deferred sales charges.

2. Ongoing Fund Expense

The Management Expense Ratio (MER) includes the management fee and operating expenses of the fund. The MER includes the insurance cost for the guarantee. You do not pay these expenses directly. They affect you because they reduce the return you get on your investment. For details about how the guarantee works, see your Policy and Information Folder. For details on the MER, please see the Information Folder.

Surrender Charge Option	MER (annual rate as a % of the fund value)
Back-end load	2.57%

Trailing Commission

Co-operators Life Insurance Company pays your financial advisor a trailing commission for as long as you own segregated funds. It is for the services and advice your financial advisor provides you. The annual trailing commission of 0.40% is paid from the management fee and is based on the value of your fund assets.

3. Other Fees

You may pay other fees when you sell or transfer units of the fund.

Withdrawal service fee	\$25 after the first withdrawal each calendar year
Interfund transfer fee	\$20 after the fourth interfund transfer each calendar year

What if I change my mind?

You can change your mind within two business days of the earlier of the date you received confirmation or five business days after it is mailed. You have to tell us in writing (email, fax, or letter) that you want to cancel. The amount returned will be the lesser of the amount you invested or the value of the fund if it has gone down. The amount returned only applies to the specific transaction.

You can also change your mind about subsequent transactions you make under the policy within two business days from the date you received confirmation. In this case, the right to cancel only applies to the new transaction.

For more information

The summary may not contain all the information you need. Please read the Policy and Information Folder.

Co-operators Life Insurance Company
1900 Albert Street Regina, SK S4P 4K8

Phone: 1-800-454-8061

Email: phs_wealth_mgmt@cooperators.ca

FUND FACTS
Versatile Asset® II
Co-operators U.S. Equity Fund



Investments. Insurance. Advice.

Co-operators Life Insurance Company | December 31, 2022

Quick Facts

Date fund created:	February 9, 1999
Total value on December 31, 2022:	\$107,263,000
Net Asset Value Per Unit:	\$182.19
Number of Units Outstanding:	633,956
Management Expense Ratio (MER):	2.52%
Portfolio Turnover Rate at December 31, 2022:	31.33%
Minimum Investment:	\$25
Portfolio Manager:	Addenda Capital Inc.

What does the Fund invest in?

This fund invests in equities of medium to large sized companies located in the United States that fit the fund's view of sustainable investing.

Top 10 Holdings

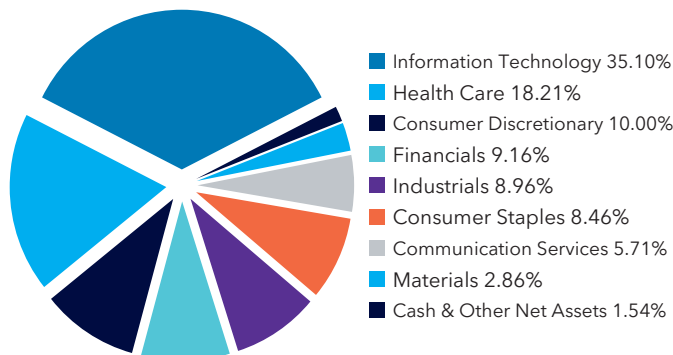
Microsoft Corporation	6.23%
Apple Inc.	6.00%
Broadcom Inc.	4.52%
Thermo Fisher Scientific Inc.	3.66%
Alphabet Inc.	3.41%
JPMorgan Chase & Co.	3.39%
TJX Companies Inc.	3.17%
Visa Inc.	3.10%
UnitedHealth Group Inc.	2.90%
Honeywell International Inc.	2.86%

The top 10 investments make up 39.24% of the fund.

Total number of investments: 49

Investment Segmentation

At December 31, 2022



How has the Fund performed?

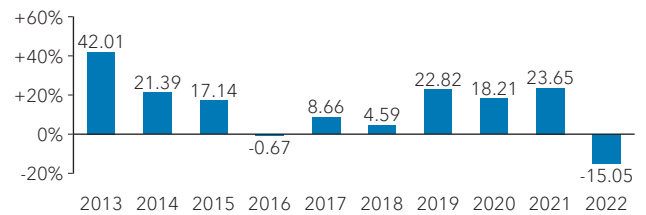
This section tells you how the fund has performed over the past 10 year(s). Returns are after the MER has been deducted. It is important to note that this does not tell you how the fund will perform in the future.

Average Return

A person who invested \$1,000 in the fund 10 year(s) ago now has \$3,475.80. This works out to an average of 13.27% per year.

Year-by-year Returns

This chart shows how the fund has performed in each of the past 10 year(s). In the last 10 year(s) the fund was up in value 8 year(s) and down in value 2 year(s) of the 10.



How risky is it?

The value of your investments can go down. Please see the Information Folder for further details.



Are there any guarantees?

This segregated fund is being offered under an insurance contract. It comes with guarantees that may protect a policyholder's investment if the markets go down. The Management Expense Ratio (MER) includes the insurance cost for the guarantee. For details please refer to the Information Folder and Policy.

FUND FACTS

Versatile Asset® II

Co-operators U.S. Equity Fund



Investments. Insurance. Advice.

Co-operators Life Insurance Company | December 31, 2022

Who is this Fund for?

For investors seeking growth with a long-term investment horizon and who want to invest primarily in equities of large companies based in the United States. Investors should be comfortable with moderate ups and downs of the market.

How much does it cost?

The following shows the fees and expenses you could pay to buy, own and sell units of the fund.

1. Surrender Charges

Surrender Charge Option	What you pay	How it works
Back-end load	If you sell all of your funds in:	The deferred sales charge is a set rate. It is deducted from the amount that you sell.
	Less than 2 years	5% When you make a deposit, Co-operators pays your financial advisor a commission of 3%.
	2, but less than 3	4%
	3, but less than 4	3% If you have an RRSP or non-registered account you can withdraw 10% of the value of the units of your segregated funds at December 31 without paying a deferred sales charge.
	4, but less than 5	2% You can switch to units of other funds under the policy without paying a deferred sales charge.
	5, but less than 6	1%
	After 6 years	0%
No-load		There are no deferred sales charges.

2. Ongoing Fund Expense

The Management Expense Ratio (MER) includes the management fee and operating expenses of the fund. The MER includes the insurance cost for the guarantee. You do not pay these expenses directly. They affect you because they reduce the return you get on your investment. For details about how the guarantee works, see your Policy and Information Folder. For details on the MER, please see the Information Folder.

Surrender Charge Option	MER (annual rate as a % of the fund value)
Back-end load	2.52%

Trailing Commission

Co-operators Life Insurance Company pays your financial advisor a trailing commission for as long as you own segregated funds. It is for the services and advice your financial advisor provides you. The annual trailing commission of 0.40% is paid from the management fee and is based on the value of your fund assets.

3. Other Fees

You may pay other fees when you sell or transfer units of the fund.

Withdrawal service fee	\$25 after the first withdrawal each calendar year
Interfund transfer fee	\$20 after the fourth interfund transfer each calendar year

What if I change my mind?

You can change your mind within two business days of the earlier of the date you received confirmation or five business days after it is mailed. You have to tell us in writing (email, fax, or letter) that you want to cancel. The amount returned will be the lesser of the amount you invested or the value of the fund if it has gone down. The amount returned only applies to the specific transaction.

You can also change your mind about subsequent transactions you make under the policy within two business days from the date you received confirmation. In this case, the right to cancel only applies to the new transaction.

For more information

The summary may not contain all the information you need. Please read the Policy and Information Folder.

Co-operators Life Insurance Company
1900 Albert Street Regina, SK S4P 4K8

Phone: 1-800-454-8061

Email: phs_wealth_mgmt@cooperators.ca